

European Trade Fair and Exhibition Statistics 2002

Austria
Croatia
Czech Republic
Denmark
Finland
France
Germany
Hungary
Italy
Netherlands
Norway
Poland
Portugal
Slovak Republic
Slovenia
Sweden
Switzerland
Ukraine



The figures listed in this report are under control of:

Association for Voluntary Control of Fair Statistics (FKM-Austria)
Messestrasse, Tor 1
A-1021 Vienna
Austria
Phone: (1) 72 72 00, Fax: (1) 72 72 04 43
e-mail: info@messe.at, <http://www.messe.at>

Ministry of Industry, Trade and Artisanshp
Via Molise 2
I-00187 Rome
Italy
Phone: (6) 4 70 51, Fax: (6) 47 88 78 08
e-mail: info@fieradiroma.it

The Danish Audit Bureau of Exhibitions and Fairs
Frederiksberggade 5
DK-1459 Copenhagen K, Denmark
Phone: 33 12 38 10, Fax: 33 91 08 10
e-mail: do@do.dk, <http://www.do.dk>

Federation of Trade Fairs and Exhibitions in the Netherlands (FBTN)
p/a Kamperfoelie 20
NL-1964 KS Heemskerk
Phone: (2 51) 25 08 29
Fax: (2 51) 20 56 30
e-mail: info@fbtn.nl, <http://www.fbtn.nl>

FUTFO – Finnish Union of Trade Fair Organizers c/o The Finnish Fair Corporation
P.O.Box 21
SF-00521 Helsinki, Finland
Phone: (9) 1 50 91, Fax: (9) 14 23 58
e-mail: bror.felixson@finnexpo.fi
<http://www.finnexpo.fi>

BDO Binder & Co.
Avenida da Republica 50–10°
P-1050 Lisbon
Portugal
Phone: (1) 7 99 04 20, Fax: (1) 7 99 04 39
e-mail: Pedro.Dias@bdo.pt
<http://www.bdo.pt>

Statistical Audit Bureau for General and Spezialized Fairs and Exhibitions (OJS)
11, Rue Friant
F-75014 Paris, France
Phone: (1) 53 90 20 07, Fax: (1) 53 90 20 19
e-mail: l.davis@foiresaloncongres.com,
<http://www.foiresaloncongres.com>

Scandinavian Fair Control (SFC)
Science Park Gjuterigatan 9
S-55318 Jönköping
Sweden
Phone: (36) 71 53 56, Fax: (36) 71 27 26
e-mail: info@fairlink.se
<http://www.fairlink.se>

Society for Voluntary Control of Fair and Exhibition Statistics (FKM)
Littenstrasse 9
D-10179 Berlin
Germany
Phone: (30) 24000-0, Fax: (30) 24000-264
e-mail: info@fkm.de, <http://www.fkm.de>

Association for Voluntary Control of Fair Statistics (FKM-Suisse)
Mingerstrasse 6
CH-3000 Berne 22, Switzerland
Phone: (31) 340 11 11, Fax: (31) 340 11 10
e-mail: beainfo@beaexpo.ch
<http://www.beaexpo.ch>

CENTREX – International Exhibition Statistics Union
EXPO tér 1.
H-1101 Budapest, Hungary
Phone/Fax: (1) 26 36 368
e-mail: info@centrexstat.org
<http://www.centrexstat.org>

For further information on the events listed in this report
please contact:

Association for Voluntary Control of Fair
Statistics (FKM-Austria)
Messestrasse, Tor 1
A-1021 Vienna
Austria
Phone: (1) 72 72 00, Fax: (1) 72 72 04 43
e-mail: info@messe.at, <http://www.messe.at>

Ministry of Industry, Trade and Artisanshp
Via Molise 2
I-00187 Rome
Italy
Phone: (6) 4 70 51, Fax: (6) 47 88 78 08
e-mail: info@fieradiroma.it

The Danish Audit Bureau of Exhibitions
and Fairs
Frederiksberggade 5
DK-1459 Copenhagen K, Denmark
Phone: 33 12 38 10, Fax: 33 91 08 10
e-mail: do@do.dk, <http://www.do.dk>

Federation of Trade Fairs and Exhibitions
in the Netherlands (FBTN)
p/a Kamperfoelie 20
NL-1964 KS Heemskerk
Phone: (2 51) 25 08 29
Fax: (2 51) 20 56 30
e-mail: info@fbtn.nl, <http://www.fbtn.nl>

FUTFO – Finnish Union of Trade Fair
Organizers c/o The Finnish Fair Corporation
P.O.Box 21
SF-00521 Helsinki, Finland
Phone: (9) 1 50 91, Fax: (9) 14 23 58
e-mail: bror.felixson@finnexpo.fi
<http://www.finnexpo.fi>

BDO Binder & Co.
Avenida da Republica 50–10°
P-1050 Lisbon
Portugal
Phone: (1) 7 99 04 20, Fax: (1) 7 99 04 39
e-mail: Pedro.Dias@bdo.pt
<http://www.bdo.pt>



Statistical Audit Bureau for General and
Spezialized Fairs and Exhibitions (OJS)
11, Rue Friant
F-75014 Paris, France
Phone: (1) 53 90 20 07, Fax: (1) 53 90 20 19
e-mail: l.davis@foiresaloncongres.com,
<http://www.foiresaloncongres.com>

Scandinavian Fair Control (SFC)
Science Park Gjuterigatan 9
S-55318 Jönköping
Sweden
Phone: (36) 71 53 56, Fax: (36) 71 27 26
e-mail: info@fairlink.se
<http://www.fairlink.se>

Society for Voluntary Control of Fair and
Exhibition Statistics (FKM)
Littenstrasse 9
D-10179 Berlin
Germany
Phone: (30) 2 40 00-0, Fax: (30) 2 40 00-264
e-mail: info@fkm.de, <http://www.fkm.de>

Association for Voluntary Control of Fair
Statistics (FKM-Suisse)
Mingerstrasse 6
CH-3000 Berne 22, Switzerland
Phone: (31) 3 40 11 11, Fax: (31) 3 40 11 10
e-mail: beainfo@beaexpo.ch
<http://www.beaexpo.ch>

CENTREX – International Exhibition
Statistics Union
EXPO tér 1.
H-1101 Budapest, Hungary
Phone/Fax: (1) 26 36 368
e-mail: info@centrexstat.org
<http://www.centrexstat.org>



Office:



Society for
Voluntary
Control of Fair
and Exhibition
Statistics

Littenstrasse 9
D-10179 Berlin
Phone 030/24000-0
Fax 030/24000-263
e-mail: info@fkm.de

European Trade Fair and Exhibition Statistics 2002

Austria
Croatia
Czech Republic
Denmark
Finland
France
Germany
Hungary
Italy
Netherlands
Norway
Poland
Portugal
Slovak Republic
Slovenia
Sweden
Switzerland
Ukraine

Contents

Foreword	3
Locations of the Events	4
Space, Exhibitors, Visitors	6
2002 Events by cities	8

Foreword

The economic relations between the individual European nations are becoming more intense year by year. As a result there is an increasing need for information about the economies of other countries. Because trade fairs and exhibitions play a very important role in external trade, companies and associations have a keen interest in reliable information about foreign trade fairs. This report's aim is to satisfy this need. It includes audited and comparable statistical data for about 1.180 events in Austria, Croatia, the Czech Republic, Denmark, Finland, France, Germany, Hungary, Italy, Netherlands, Norway, Poland, Portugal, the Slovak Republic, Slovenia, Sweden, Switzerland and Ukraine.

Thus the auditing-organizations from the countries involved wish to make a contribution to making trade fair planning at an international level simpler and more rational. In the next few years they intend to include further countries in which the trade fair statistics will also be audited.

The statistics listed in this report were audited in Austria, Croatia, the Czech Republic, France, Germany, Hungary, Norway, Poland, Portugal, the Slovak Republic, Slovenia, Sweden and Ukraine by independent public accountants, in Denmark, Finland and the Netherlands by independent auditing-companies, in Italy by the Ministry of Industry, Trade and Artisanhip, in Switzerland by the Swiss Office for Trade Promotion.

The figures which have been reproduced on the following pages in the respective columns have been collected in the individual countries according to practically identical criteria. Differences can be seen in the definitions of the exhibitor, space and visitor figures.

Comprehensive statistical material and further information about the individual events can be obtained from the respective auditing-organizations. In addition to this report which is intended to provide an initial review, they publish their own reports in the native languages and further translated versions.



(Michael M. Stift)
President of
FKM-Austria



(Thomas Jermiin)
Director of The Danish
Audit Bureau of
Exhibitions and Fairs,
Denmark



(Bror Felixson)
Chairman of the Finnish
Union of Trade Fair
Organizers, Finland



(John Shaw)
President of OJS,
France



(Manfred Wutzlhofer)
President of FKM,
Germany



(Boguslaw Zalewski)
Chairman of the
Board of Directors
CENTREX, Hungary



(Dr. Piero Antonio Cinti)
General Director
Ministry of Industry,
Trade and Artisanhip,
Italy



(L. J. Bakker)
President of FBTN,
Netherlands



(Pedro Aleixo Dias)
Partner BDO Binder & Co.,
Portugal



(Margaretha Lundqvist)
President of SFC,
Denmark, Norway,
Sweden



(Karl Bürki)
President of
FKM-Suisse,
Switzerland



Locations of the Events



Space, Exhibitors, Visitors

FKM-Austria		
Space	Exhibitors	Visitors
<p>The total rented space of an event is based on the amount of space rented by the individual exhibitors.</p> <p>The amount of rented space is divided into hall areas and open-air areas, and is also differentiated between domestic and foreign exhibitors.</p>	<p>Exhibitor figures are compiled as the number of companies who have rented an individual stand and who use their own personnel to promote goods or services. Represented firms are companies whose goods or services are offered by another exhibitor. The number of exhibitors may not be added to the number of represented firms.</p>	<p>Visitor figures are based on the amount of entrance tickets sold. Season tickets are counted once irrespective of the number of times used. Complimentary tickets, exhibitor tickets, press tickets, etc. have not been taken into consideration.</p> <p>Foreign visitors' totals are minimum figures based, for example, from their purchasing tickets at specified cashiers and specified reception areas. In other cases, these figures have been determined by representative sampling.</p>

SFC, Denmark/Norway/Sweden / DO, Denmark / FUTFO/Finland		
Space	Exhibitors	Visitors
<p>The total rented space of an event refers to the area used by and paid for by the exhibitors. A distinction is made between hall space and open-air space.</p> <p>Areas given free of charge to exhibitors are not counted.</p>	<p>An exhibitor with his own stand (direct exhibitor) is one who has obtained a contract for an exhibition stand in its entirety, or who uses a specified, clearly delineated portion of an exhibition stand using his own personnel to promote goods or services.</p> <p>A represented firm (indirect exhibitor) is one whose products or services are offered through a direct exhibitor. The number of exhibitors which their own stands may not be added to the number of represented firms, except when evident.</p>	<p>The number of visitors is the sum of paid entries, invitation cards used, and other used tickets which can have been obtained by conference visitors who have had access to the trade fair grounds. A visitor who visits a trade fair over a period of many days is counted once a day. Exhibitor, press, service and personnel cards and passes are not counted.</p>

OJS, France		
Space	Exhibitors	Visitors
<p>The rented space refers only to the area occupied by direct exhibitors (exhibitors with their own stands). It corresponds to the number of square metres invoiced and paid for by these exhibitors.</p> <p>Surface areas given free of charge are not counted.</p>	<p>An exhibitor with his own stand (direct exhibitor) is one who occupies a stand for his company, receives the bill from the exhibition organizer and settles it directly.</p> <p>A represented firm (indirect exhibitor) is one who does not have a stand of his own, but presents his products on a stand of a direct exhibitor.</p>	<p>Any person entering a commercial event who presents either a ticket or a card proving payment on the entrance fee, or an invitation card with a numbered control slip is considered as a visitor.</p> <p>The exhibition organizer must issue control cards or slips giving the identity of foreign visitors. Unidentified visitors admitted free of charge are not taken into account. Honorary cards, exhibitors, press and all administration passes are not counted.</p>

FKM, Germany/FKM-Suisse		
Space	Exhibitors	Visitors
<p>The total rented space of an event is based on the amount of space rented by the individual exhibitors.</p> <p>The amount of rented space is divided into hall areas and open-air areas, and is also differentiated between domestic and foreign exhibitors.</p>	<p>Exhibitor figures are compiled as the number of companies who have rented an individual stand and who use their own personnel to promote goods or services. Represented firms are companies whose goods or services are offered by another exhibitor. The number of exhibitors may not be added to the number of represented firms.</p>	<p>The visitor figures are calculated according to the number of admissions to the trade fair centre. The number of admissions per day can, on the one hand, be determined by an electronic visitor admission system, whereby a maximum of one admission is registered per day. Organizers which do not use such a system, can calculate the number of visitors according to the number of day tickets sold and the minimum use of multiple-day tickets sold; it is assumed that such tickets are used at least as often as is economically worthwhile in comparison to the day ticket. Basis for establishing the number of visitors can also be a registration, irrespective of whether an entrance fee has to be paid or not. In such cases, the number of admissions can be determined by a visitor-admission-system or – if an entrance fee has to be paid – by the minimal use of the tickets sold.</p>

Space, Exhibitors, Visitors

CENTREX, Czech Republic, Hungary, Poland, Slovak Republic, Ukraine

Space	Exhibitors	Visitors
<p>The rented space refers only to the area occupied by direct exhibitors (exhibitors with their own stands). It corresponds to the number of square metres invoiced and paid for by these exhibitors.</p> <p>Surface areas given free of charge are not counted.</p> <p>The space is divided up in hall space and open-air space and in area rented by exhibitors.</p> <p>The total space data includes the special demonstration area as well.</p>	<p>An exhibitor with his own stand (direct exhibitor) is one who occupies a stand for his company receives the bill from the exhibition organiser and settles it directly.</p> <p>A represented firm (indirect exhibitor) is one who does not have a stand of his own, but presents his products on a stand of a direct exhibitor.</p> <p>Co-exhibitors at an exhibitor's stand or participants at a collective stand are also considered as exhibitors for statistical purposes if they exhibit their own goods employing their own personnel on the exhibitor's stand or at a common stand organised by a collective stand organiser and their autonomy can be undoubtedly recognised even without physical separation. These companies are considered as exhibitors regardless that the invoice is being issued on the exhibitor or on a collective stand organiser. The nature of the participation and the identity of each exhibitor at the stand should be undoubtedly clear from the application form sent to the exhibition organiser.</p>	<p>The number of visitors is calculated on evidence. The number of paying visitors is established through financial evidence: number of sold tickets (prepaid or on the spot) and number of tickets/entry passes paid by the exhibitor or a third party. Visitors with season tickets are calculated as financially reasonable minimum number of use of the tickets. Number of family tickets sold are calculated as 4 visitors. Persons arriving with vouchers, registration cards or similar valid free passes, tickets can be counted as visitors only if evidence is available.</p> <p>The number of foreign visitors is established either by tickets sold out at special counters for foreigners, filled-in-registration cards with evidence of the foreign origin of the visitor or through representative visitor surveys.</p>

Ministry of Industry, Trade and Artisanry, Italy

Space	Exhibitors	Visitors
<p>The rented space of a fair is the area effectively occupied by the exhibitors, invoiced and paid at the official price. The space is divided up in hall space and open-air space and in area rented by Italian and foreign exhibitors. Areas given free of charge to private exhibitors are not counted.</p>	<p>An exhibitor with his own stand (direct exhibitor) is one who occupies a stand for his company, receives the invoice and pays it.</p> <p>Exhibitor figures are divided up in Italian and foreign exhibitors.</p> <p>A represented firm (indirect exhibitor) does not have a stand of his own, but is present in the stand of a direct exhibitor. He cannot be considered, if he does not pay the official fee for the participation.</p>	<p>Any person entering a trade fair presenting a ticket or a card proving payment of the entrance fee, or an invitation card with a control slip is considered as a visitor.</p> <p>Visitors admitted free of charge are counted only, if they give elements for their qualification and identification.</p> <p>Foreign visitors are counted only, if their identification is possible.</p> <p>Honorary cards, exhibitor, press and service cards and passes are not counted.</p> <p>Permanent cards are counted only once.</p>

FBTN, Netherlands

Space	Exhibitors	Visitors
<p>The net space occupied refers only to the total area rented by exhibitors.</p> <p>The organizer can add to this obligatory information the gross surface area, provided that it is clearly marked as such. The net space of outdoor stands is calculated and shown separately. A distinction can be made between the surface areas hired by national exhibitors and those hired by foreign exhibitors.</p>	<p>Exhibitor figures only include those companies who have contracted to rent their own individual stand space.</p> <p>Companies which do not have their own stand but exhibit their products on the stand of a direct exhibitor are considered as represented firms.</p> <p>When organizers publish figures on "exhibitors" they are only authorised to mention the number of stands hired (direct exhibitors). The compulsory mention may be followed by the number of companies represented on the different stands (indirect exhibitors).</p>	<p>Paid entrance tickets are counted after sales. Free-entry permits, also called "buyers" or "invitation cards", are counted for one entry on the condition that they have been registered. Professionals' or traders' permits are counted after the registration of visitors. Press, honorary members permits of official invitations, as well as legitimization cards and permanent cards, can only account for one entry on the condition that they have been registered.</p> <p>Service and exhibitors' cards are not taken into account. The figures of foreign visitors can be shown if they are counted separately.</p>

BDO Binder & Co., Portugal

Space	Exhibitors	Visitors
<p>Obligatorily, the hall space must be distinguished from the open-air space, always using the square meter (m²) as unit of measure. Rented space should still be decomposed into national and foreign exhibitions.</p> <p>Surfaces granted free of charge and/or supporting activities – restaurants, conferences, shows, circulations and parking should not be considered on the statistics.</p>	<p>Obligatorily, the exhibitors should be separated into direct and indirect exhibitors. These should also be subdivided between national and foreign. An exhibitor is considered direct if he occupies an area rented by himself for display of his products or services.</p> <p>If a representative presents his products in modules of a direct exhibitor, he is classified as an indirect exhibitor (represented firm).</p> <p>In the particular case of the occupied area by the indirect exhibitor being of 9 m² at least, this one will be considered as direct. The localization of the exhibitor's office determines his classification as national or foreign.</p>	<p>A distinction between national and foreign visitors must be done.</p> <p>Foreign visitors should be identified through registration and control of their personal identification cards showing their address. Non-identified and non-controlled visitors admitted free of charge should not be considered on the statistics as well as, for example, those bearing press cards and, in a general way, all bearing administration passes.</p>

2002 Events by Cities		Interval Years	Duration Days	Space				Exhibitors				Visitors				
				Rented Space (sq.m.)				Exhibitors with their own stands		Represented firms		Tickets ▲		Admis- sion for Trade/ Public		
				Total	Halls		Open air	Total	from ... Countries	Total	Foreign	Total	Foreign		Total	Foreign
					Total	Foreign										
Agen (F) SIFEL - European exhibition of techniques in fruit, vegetable and flowers	1	3	17.121	5.002	369	12.119	550	13	384	39	168	45	25.028	650		
Ahrensburg (D) Stormarnia - Regional Consumer Exhibition	1	4	1.438	1.247	12	191		2	80	1			4.166			
Alençon (F) Alençon multi branch fair	1	6	11.293	7.547	132	3.746			281	8			28.771			
Amsterdam (NL) Aquatech - Int. exh. of drinking water, process water and waste technology	2	4	21.935	21.935					732				23.366			
Bedrijfsauto Rai - commercial motorshow from loading to unloading and everything in between	2	10	57.239	57.239					283				211.132			
BouwRai - trade fair for project development, building, living and working	2	5	12.805	12.805					410				18.249			
De Woonbeurs Amsterdam - Interior exhibition	1	6	17.600	17.600					268				93.207			
FietsRAI - bicycle fair	1	4	8.649	8.649					112				24.763			
Hiswa - Amsterdam Boat show	1	6	22.773	22.773					409				72.912			
Horecava - Int. fair for the hotel and catering industry	1	4	37.930	37.930					728				59.110			
Household fair	1	10	22.856	22.856					477				219.309			
InterClean - Int. trade fair for industrial cleaning, maintenance and building services	2	4	19.666	19.666					528				26.456			
Intertraffic	2	4	22.377	22.377					624				23.741			
Kampeer en Caravan RAI - camping and caravans	1	6	40.888	40.888					208				52.240			
Kleurrijk Vakwerk / Werkmarkt	1	2	1.607	1.607					70				6.535			
KunstRAI - International art fair	1	6	7.461	7.461					137				14.237			
Landbouw RAI - Holland agro exhibition	2	5	36.594	36.594					326				54.059			
Marine Equipment Trade Show, METS	1	3	15.481	15.481					894				12.985			
Motor Rai	1	4	8.793	8.793					106				45.060			
NTV / International Horticulture fair	1	4	23.323	23.323					920				54.164			
Op Pad Beursfestival	1	3	4.650	4.650					240				25.000			
P & O	1	2	4.003	4.003					199				5.229			
PAN Amsterdam	1	8	6.500	6.500					115	15			30.140	2000		
The InterNetworking Event	1	3	10.288	10.288					232				23.086			

2002 Events by Cities

Interval
Years

Duration
Days

Space

Rented Space (sq.m.)

Halls

Total

Foreign

Total

Foreign

Open air

Total

Foreign

from ...
Countries

Total

Foreign

Exhibitors

Exhibitors with
their own stands

Total

Foreign

Represented
firms

Total

Foreign

Visitors

Admis-
sion for
Trade/
Public

T

P

T

T

T

P

T

T

P

T

P

T

Tickets

Total

Foreign

17.331

96.032

23.052

16.256

8.656

58.002

1.602

5.136

99.707

41.341

6.644

65.750

10.084

12.280

3.930

120

866

530

1.242

VTB

1

4

13.957

13.957

Angers (F)

Angers multi branch fair

1

9

24.470

24.470

304

14.199



Recognized by UFI-Union des Foires Internationales (Union of International Trade Fairs)

* Ascertained by representative sampling

▲ For the definitions see page 6/7

* not audited

2002 Events by Cities		Interval Years	Duration Days	Space				Exhibitors				Visitors							
				Rented Space (sq.m.)				Exhibitors with their own stands				Represented firms				Tickets ▲			
				Halls		Open air		Total		Total		Total		Total		Admis- sion for Trade/ Public		Total	
				Total	Foreign	Total	Foreign	Total	Foreign	Total	Foreign	Total	Foreign	Total	Foreign	Total	Foreign	Total	Foreign
Basle (CH) go. automation days - International Automation Days	2	4	19.450	1.027				10	547	73				T	14.531	2.107			
Orbit /Comdex Europe - Information technology for the new e-economy	1	4	31.415	1.806			15	914	156					T	40.565	3.650			
r+d in Life Sciences - Research, Development, Analytics, and Diagnostics in Life Sciences and Chemical Industry	3	4	8.047	1.166			8	266	82					T/P	7.293	2.545			
Reach for Process Solutions - Processes, Process Technology and Environment Management	2	4	6.940	1.148	18		11	254	61					T/P	5.907	1.488			
Swisstech - Your procurement platform	2	4	19.244	2.737			18	877	238					T	15.157	2.879			
Bayreuth (D) Oberfranken-Ausstellung - Regional Consumer Exp.	2	9	11.116	152	4304	30	4	303	7					P	66.700				
Berlin (D) bautec/Build IT	2	5	37.321	3.918	160		32	1.120	159					T/P	76.310	3.587			
Deutsche Gründer- und Unternehmer- Tage	1	3	1.675	24			2	89	1					P	2.494				
EXPOPHARM	1	4	16.034	630			19	372	38					T	20.216				
FRUIT LOGISTICA	1	3	14.775	8.559			50	824	604					T	13.521	6.828			
Hippologica	1	4	6.625	419			9	255	17					P	20.578				
Hobbyland	1	3	1.961	95			7	109	8					P	15.948				
Import Shop	1	5	6.073	3.827			60	555	389					P	41.531	748			
InnoTrans	2	4	29.469	27.208	2.261	275	30	1.047	422					T/P	36.904	9.484			
International Green Week	1	10	54.018	14.255			56	1.597	514					T/P	454.725	10.459			
ITB - International Tourism Exchange	1	5	78.409	50.869			181	9.678	7.316					T/P	132.910	24.854			
Moderner Staat - Efficiency in Public Administration	1	2	2.108	2.108			1	165						T	3.328	33			
Wohnambiente Lebensart	1	4	2.352	258			11	90	13					P	1.352				
Workmen's Security		3	7.282	594			19	222	25					T	10.345	755			
Berne (CH) BEA - Exhibition for Trade, Agriculture, Commerce and Industry / Swiss Horse Show	1	10	36.440	414	14.731	190	9	777	18					P	284.326				
Fischen, Jagen, Schiessen - International Fair for Fishing, Hunting, Shooting	2	5	3.989	323	650	10	8	180	23					T/P	31.996				
FROMAGE - International Exhibition of Cheese and dairy Products	2	5	3.260	116			2	64	5					P	5.541				
Suisse Caravan Salon - National Caravan Fair	1	5	20.544	1.751	2.297		2	118	6					P	32.493				

2002 Events by Cities

Interval
Years

Duration
Days

Space

Rented Space (sq.m.)

Halls

Total

Foreign

Total

Foreign

Open air

Total

Foreign

from ...
Countries

Total

Foreign

Exhibitors

Exhibitors with
their own stands

Total

Foreign

Represented
firms

Total

Foreign

Visitors

Admis-
sion for
Trade/
Public

Tickets ▲

Total

Foreign

WOHN-RAUM - Exhibition of living design, eating and drinking	1	9	6.471	6.471	171			3	176	7			P	31.930
Besançon (F) Besançon multi branch fair	1	9	20.335	7.429	129	12.906	9	7	381	9			P	122.349
MICRONORA - International microtechnology and high precision trade fair	2	4	7.865	7.865	2.013			12	506	143	349	244	T	14.393
Bologna (I) ARTE FIERA - Mostra mercato internazionale d'arte contemporanea	1	5	13.670	13.670	1.708				260	35				37.194
CERSAIE - Salone internazionale della ceramica per l'edilizia e dell'arredobagno	1	6	74.100	67.987	10.282	6.113	1.064		1.038	204	11	4		99.950
EIMA - Esposizione internazionale delle industrie di macchine per l'agricoltura	1	4	82.817	82.817	14.267				1.755	426				115.640
EUROPOLIS - Saloni delle tecnologie per vivere la città	2	4	20.393	20.261	862	132			492	74				42.629
FASHION SHOE - Preselezione anticipata calzature a contenuto moda	1	3	6.880	6.880	48				233	3	22			4.758
FASHION SHOE - Preselezione anticipata calzature a contenuto moda	1	3	4.958	4.958	32				217	2	9			4.165
Fiera internazionale del libro per ragazzi Mostra internazionale degli illustratori	1	4	21.186	21.186	14.588				1.379	1.137				18.868
INTIMARE - Salone internazionale dell'intimo e della moda mare - INTIMARE PREVIEW Tessuti, fibre, pizzi e materiali accessori per il settore intimo & Moda Mare	1	3	3.056	3.056	360				81	13	6	6		4.516
LAMIERA - Macchine, impianti, attrezzature per la lavorazione di lamiera, tubi, profilati, fili e carpenteria metallica - stampi - saldatura - trattamenti termici - trattamento e finitura delle superficiali	2	4	26.093	26.093	1.378				402	16	260	204		24.086
LINEAPELLE - Preselezione italiana moda	1	3	50.312	50.312	10.270				1.341	396	171	62		30.847
LINEAPELLE - Preselezione italiana moda	1	3	51.136	51.136	10.359				1.342	384	191	72		29.719
MANUFACTURING IT - Mostra Convegno sui sistemi integrati per la gestione e il controllo delle imprese industriali	1	3	3.459	3.459	1.348				88	24	76	20		3.144
QUADRUM SACA - Salone aste, cornici, accessori, tecnologie, grafica	1	4	14.374	14.374	4.344				305	124				8.899
SAIE - Salone Internazionale dell'Industrializzazione Edilizia	1	5	109.376	66.080	10.523	43.296	9.928		1.394	146	337	255		156.458

Recognized by UFI-Union des Foires Internationales (Union of International Trade Fairs)

* Ascertained by representative sampling

▲ For the definitions see page 6/7

* not audited

2002 Events by Cities		Interval Years	Duration Days	Space						Exhibitors				Visitors						
				Rented Space (sq.m.)						Exhibitors with their own stands				Represented firms			Tickets ▲			
				Total	Halls		Open air		from ... Countries	Total		Foreign		Total	Foreign		Admis- sion for Trade/ Public	Total		Foreign
					Total	Foreign	Total	Foreign		Total	Foreign	Total	Foreign		Total	Foreign				
SAIEDUE - Saloni internazionali della architettura d'interni, del recupero, delle tecnologie e finiture per l'edilizia	1	5	72.351	69.371	3.811	2.980	175				1.378	98	99	51		112.095	8.031			
SAMCA HOSIERY WORKSHOP	1	3	1.232	1.232	208						44	11				555	56			
SIMAC - Salone internazionale delle macchine e delle tecnologie per le Industrie Calzaturiera e Pelletteria	1	4	24.133	24.133	4.437						360	83	52	27		37.203	16.083			
Bolzano (I) Fiera Internazionale D'Autunno	1	9	13.791	11.812	2.741	1.979	325				571	148	199	69		73.025	*			
HOTEL - Fiera specializzata per alberghi e gastronomia	1	4	13.695	13.695	3.430						325	95	150	32		16.109	*			
Bordeaux (F) Bordeaux international multi branch fair	1	11	103.451	36.329	5.334	67.122	18.157		51		1.521	208	1.185	548	P	269.821	5.498			
CONFEXPO - Household appliances	1	11	43.857	36.567	2.092	7.290			28		713	20	785	345	P	128.673				
VINITECH - Mondial wine week	2	4	40.291	40.106	10.662	185			16		742	176	301	132	T	39.270	4.530			
Bourg-en-Bresse (F) Bourg-en-Bresse multi branch fair	1	9	12.125	5.266		6.859					179				P	25.060				
Braga (P) AGRO - International Trade Fair for Agriculture, Cattle Breeding and Food	1	5	16.755	5.407	2.018	11.348	5487		23		416	218	69	50	T/P	45.649	292			
ANTIQUA - National Show for Antiques & Sacred Art	1	4	297	297					1		16				T/P	1.836	28			
CONSTRUNOR - International Trade Fair for Machinery & Building Materials	2	4	5.642	2320	900	3322	1188		17		162	79	64	38	T/P	6.916	179			
ENVELHECER - Exhibition for Produce, Equipment & Services for the Elderly	1	5	486	486	27				2		22	1	4	4	T/P	2.121				
EXPOMULHER - Women's Products & Services Exhibition	1	3	235	235	117				5		30	9	3	3	T/P	3.585				
EXPOZENDE - Second Esposende Economic Activities Fair	1	9	2.037	677		1.360			1		49				T/P	3.765				
FEIRA DO LIVRO - Book Fair, Image & Sound	1	16	1.044	1.044	27				2		66	3	92	2	T/P	*	*			
LARMÓVEL - Trade Exhibition for Furniture, Interior Decoration & Household Appliances	1	9	2.558	2.558	97				5		44	6	4	3	T/P	13.046	106			
SALÃO DE UTILIDADES - Utility Goods Show	1	5	405	405	90				5		24	6	4	4	T/P	incl. in AGRO				
SALÃO DO VINHO - Wine Show	1	5	189	189	4				1		14		14	2	T/P	incl. in AGRO				
Bratislava (SK) Autosalon / Autoservis / Motocykl	1	5	10.344	10.132	30	212	44		4		128	6			T/P	45.356				
Christmas Days	1	17	3.266	3.197		69			1		287				P	71.290				
Coneco - International Building Fair / Racioenergia / Climatherm	1	5	23.535	21.878	3.174	1.657	43		16		848	138			T/P	61.970				

2002 Events by Cities

Interval
Years

Duration
Days

Space

Rented Space (sq.m.)

Halls

Open air

Total

Total

Foreign

Foreign

Foreign

Foreign

Total

Total

Admission for Trade/Public

Tickets ▲

Exhibitors

Exhibitors with their own stands

Represented firms

from ... Countries

Total

Total

Total

Visitors

	Interval Years	Duration Days	Space						Exhibitors				Visitors									
			Rented Space (sq.m.)						Exhibitors with their own stands				Represented firms				Admission for Trade/Public					
			Halls			Open air			from ... Countries		Total		Foreign		Total		Foreign		Total		Foreign	
			Total	Foreign	Total	Foreign	Total	Foreign	Total	Foreign	Total	Foreign	Total	Foreign	Total	Foreign	Total	Foreign	Total	Foreign		
Danubius Gastro / Exposhop / Packing	1	4	2.046	2.046	117					3	133	9								9.948		
Incheba / Ekotechnika	1	3	1.483	1.459	262	24				7	75	18								9.331		
Interbeauty / Intermoda	1	4	1.479	1.479	164					4	126	16										
Intermedia / Sign / Expomusic	1	4	1.018	1.018	72					3	72	11								7.546		
ITF Slovakiatour / Hunting / Fishing	1	4	3.830	3.822	830	8				19	280	95								19.895		
Library / Pedagogics / Senior	1	4	1.035	1.035	215					7	91	13								10.000		
Moddom - Furniture, Housing, Office Interiors and Design TZB - Building Services / Cleanech / Luxdom - Lighting, Fitting, Glass, Ceramics, Porcelain and Jewellery / Art	1	5	8.064	8.019	140	45				4	235	9								35.202		
Slovak Dental Days	1	3	1.259	1.259	108					4	59	5								2.500		
Braunschweig (D) Harz + Heide - Regional Consumer Exhibition	1	9	14.589	11.574	288	3015	66			7	514	13								72.083		
Breda (NL) BKD Business meeting days West Brabant	1	2	1.458	1.458							165									5.091		
Love & Marriage Beurs	1	2	1.500	1.500							62									3.010		
Bremen (D) CARAVAN	1	3	9.166	9.166	24					2	56	1								14.240		
fish international	2	4	7.855	7.855	2.517					54	483	236								12.235	1.652	
Gardening, Leisure, Tourism	1	4	5.365	5.365	452					7	304	20								29.507		
hafa Bremen - Regional Consumer Exhibition	1	9	14.492	13.149	870	1343				11	572	21								84.978		
Brno (CZ) Animal Vetex - International Veterinary and Livestock Fair	2	5	1.208	1.186		22				1	69									incl.in Techagro		
AUTOTEC	2	6	51.997	29.790	1.815	22.207	1.419			18	521	83								68.385	3.229	
CHRISTMAS MARKET	1	10	6.643	6.338	17	305				3	369	2								76.660		
EDEN 3000 - Center of Sample Houses and Display Room of Building Materials	permanent		5.246	253		4.993	120			2	195	1								135.294		
Envikongres		5	839	667		172				3	34									693		
FISHING	1	5	716	716	6					2	46	1								incl.in Mobitex		
FOND-EX - International Foundry Fair	2	4	3.043	3.001	813	42				13	148	50								53.437	1.641	
GO - International Travel Trade Fair	1	4	3.632	3.019	174	613				13	222	18								34.196	767	

Recognized by UFI-Union des Foires Internationales (Union of International Trade Fairs)

* Ascertained by representative sampling

▲ For the definitions see page 6/7

* not audited

2002 Events by Cities		Interval Years	Duration Days	Space						Exhibitors				Visitors			
				Rented Space (sq.m.)						Exhibitors with their own stands				Represented firms		Tickets ▲	
				Total	Halls		Open air		Total	from ... Countries	Total	Foreign	Total	Foreign	Admis- sion for Trade/ Public	Total	Foreign
					Total	Foreign	Total	Foreign									
IBF - International Building Fair	1	5	40.531	24.543	1.685	15.988	1.641	17	840	82	79	24	93.027	3.722			
INTECO - International Fair of Equipment for Retail Trade, Hotels and Catering Facilities	2	4	3.393	3.393	136			5	89	5	8	5		inclin Salima			
INTERPROTEC - International Fair of Personal Protective Equipment, Health and Safety at Work	2	4	1.370	1.370	76			5	70	5	10	1		inclin Fond-ex			
INVEX - International Fair of Information and Communication Technology	1	5	29.200	27.482	1.046	1.718	88	16	546	58	211	43		149.505 8.700			
ISET - International Exhibition of Security Technology and Services	2	4	1.064	841	8	223		2	53	1	12			inclin Fond-ex			
KABO I. - International Fair of Footwear and Leatherwear	1	3	3.706	3.706	506			12	217	51	9	5		inclin Styl I			
KABO II. - International Fair of Footwear and Leatherwear and Confectionery Fair	1	3	3.696	3.696	643			13	210	47	6	4		inclin Styl II			
MBK - International Milling Industry, Bakery and Confectionery Fair	2	4	4.561	4.549	146	12		10	95	9	29	17		inclin Salima			
MEFA - International Fair of Medical Technology and Pharmacy	1	4	4.142	4.116	138	26		22	185	13	231	203		16.042 789			
MOBITEX - International Fair of Furnitures, Home Textiles and Interior Accessories	1	5	7.048	7.040	961	8		10	219	40	17	8		50.662 1.889			
MSV - International Engineering Fair	1	5	71.311	57.182	9.261	14.129	1.465	36	1.940	485	359	259		104.604 10.734			
NEW SIMET - International Workshop Fair	2	4	2.117	2.086	115	31		7	87	5	12	9		inclin Fond-ex			
OPTA - International Fair of Eye Optics and Ophthalmology	1	3	2.952	2.952	80			21	89	6	148	146		3.672 579			
PIVEX - International Brewing and Maiting Fair	last run		2.718	2.682	436	36		12	111	29	34	26		inclin Salima			
PROPET - International Pet Supply and Horse Equipment Exhibition	1	3	1.989	1.344	39	645		4	121	2	6	4		19.020 3			
PYROS - International Fair for Fire Fighting Equipment	2	4	3.294	2.131	94	1.163		12	104	11	25	7		inclin Fond-ex			
REGIONTOUR	1	4	4.458	4.451	257	7		13	382	56	465	102		inclin GO			
REHAPROTEX - International Trade Fair for Rehabilitation	1	4	2.985	2.625	60	360		18	134	6	52	48		inclin Meta			
SALIMA - International Food Fair	2	4	11.747	11.520	1.326	227		21	403	74	108	73		52.159 5.463			
SHK - International Fair for Sanitation, Heating, AC and Buiding Automation	1	5	8.143	7.477	715	666		8	165	25	12	2		inclin IBF			
Silva Regina- International Forestry and Hunting Fair	2	5	4.427	532	19	3.895	180	5	73	4	7			inclin Techagro			
SPORT LIFE	1	4	6.650	6.256	686	394		11	265	22	33	13		22.441 543			
SPRING CONSUMER GOODS FAIRS	1	4	3.927	3.921	232	6		5	207	15				inclin Mobitex			
STYL I. - International Fashion Fair	1	3	12.127	12.127	2.175			20	614	112	69	25		20.120 1.978			
STYL II. - International Fashion Fair	1	3	11.735	11.735	2.567			20	640	145	22	18		14.631 1.919			

2002 Events by Cities

Interval
Years

Duration
Days

Space

Rented Space (sq.m.)

Halls

Total

Foreign

Total

Foreign

Open air

Total

Foreign

from ...
Countries

Exhibitors with
their own stands

Total

Foreign

Represented
firms

Total

Foreign

Admis-
sion for
Trade/
Public

Tickets ▲

Total

Foreign

Exhibitors

Visitors

TECHAGRO	2	5	30.222	19.131	586	11.091	868	16	305	31	54	30	T/P	59.940	4.599
URBIS- Investment Opportunity Forum, Technology and Equipment for Towns and Communities	1	5	2.917	1.189	12	1.728	54	4	115	3	19		T/P	incl.in IBF	
VENIA - International Funeral Fair	2	3	882	882	126			8	54	8	1	1	T	936	134
VINEX * - International Wine Fair	2	4	2.657	2.611	462	46		7	83	14	49	34	T/P	incl.in Salima	
WELDING * - International Welding Engineering Fair	2	4	4.472	4.448	417	24		12	122	29	20	16	T/P	incl.in Fond-ex	
Budapest (H) Agro+Mashepo	1	4	10.871	10.871	134			7	158	6	17	15	T	15.073	
Automobil-Autótechnika	2	4	7.325	5.764	200	1.561	8	4	246	9	11	10	T/P	27.727	
Budapest Boat Show	1	4	3.706	3.493	106	213		6	114	7			T/P	incl. in Sport	
Budapest Fashion Days Autumn	1	3	1.735	1.735	109			8	214	9			T	3.532	
Budapest Fashion Days Spring	1	3	2.107	2.107	153			7	144	13			T	incl. in Carat	
Budapest International Fair (BNV)	1	7	22.383	18.218	1.020	4165		14	677	73	30	24	T/P	106.656	
Budapest Motor Show	1	4	2.257	2.248		9		1	37				T/P	incl. in Sport	
Carat	1	4	896	896	83			5	67	9			T/P	9.990	
Construma	1	5	44.046	30.337	1.726	13.709	418	21	1.090	115	169	148	T/P	75.148	
Decorstone	2	5	1.450	1.077	20	373		2	45	1			T/P	incl. in Construma	
FeHoVa	1	4	2.785	2.636	9	149		2	134	1			T/P	incl. in Sport	
Foodapest	2	4	20.023	20.023	1.623			26	574	96	182	155	T	26.807	
Hungaromed	1	4	710	710	44			3	73	2	9	9	T	incl. in Ökotech	
Industria	1	4	21.305	20.402	1.619	903		14	740	129	389	350	T	28.187	
INFOmarket	1	7	1.041	1.041	12			2	33	1			T/P	incl. in BNV	
INFOtrend	1	2	1.307	1.307	42			7	70	10	6	5	T	1.383	
Ökotech	1	4	3.450	3.168	722	282		6	226	77	54	40	T	8.954	
Securex	1	4	1.532	1.476	38	56		8	76	7	34	34	T	incl. in Industria	
Snow-Show	1	4	3.686	3.656	352	30		6	131	20			T/P	21.615	
Sport	1	4	2.655	2.408	54	247		3	111	2			T/P	58.249	
Travel	1	4	13.577	13.206	2.363	371		35	808	89			T/P	62.710	
UKBA	1	3	4.044	4.034	288	10		7	118	12	3	3	T	13.172	

Recognized by UFI-Union des Foires Internationales (Union of International Trade Fairs)

* Ascertained by representative sampling

▲ For the definitions see page 6/7

* not audited

2002 Events by Cities		Interval	Duration	Space				Exhibitors				Visitors			
Years	Days	Rented Space (sq.m.)		Exhibitors with their own stands		Represented firms		Admission for Trade/Public		Tickets		Total		Foreign	
		Total	Halls	Open air	from ... Countries	Total	Foreign	Total	Foreign	Total	Foreign	Total	Foreign	Total	Foreign
			Total	Foreign	Total	Foreign	Total	Foreign	Total	Foreign	Total	Foreign	Total	Foreign	Total
Caen (F) Caen international multi branch fair	1	11	32.802	12.943	1.083	19.859	168	38	810	154	619	18	P	205.352	1.105
Cagliari (I) Fiera internazionale della Sardegna	1	12	44.880	24.230	1.800	20.650	1.150		742	140	1.535	200		380.000	8.000
Cannes (F) MAPIEC - The international market for retail real estate	1	3	6.605	6.605	3.869			32	248	138	345	255	T	5.314	2.927
MARCHE DU FILM - Cannes Market	1	11	4.926	4.926	3.439			40	131	106	165	160	T	8.791	7.339
MIDEM - International record, music publishing and video music market	1	5	9.719	9.719	8.175			65	318	281	1.551	1.310	T	9.006	7.311
MIPCOM - International film and program market for TV, video, cable and satellite	1	5	16.150	12.893	11.026	3.257	3.038	48	434	380	735	614	T	10.235	8.671
MIPIM - International property market	1	4	14.912	14.912	11.830			45	371	262	1.512	1.295	T	15.257	11.601
MIP-TV - International TV program market	1	5	15.542	12.397	10.709	3.145	2.991	55	433	376	753	627	T	10.244	8.526
PLAISANCE - International boat show	1	6	44.622	11.384	3.591	33.238	15.962	27	339	113	516	348	P	43.347	757
Carrara (I) CARRARAMARMOTEC - Fiera internazionale marmi, macchine e servizi	1	4	26.534	10.281	490	16.253	3.167		495	84	216	51		21.395	5.192
Castres (F) Castres multi branch fair	1	10	11.511	4.582	54	6.929	9	4	241	6			P	39.877	
Celje (SLO) Mos - International Trade Fair	1	8	26.071	21.933	1.387	4.138	120	9	870	90	332	267	T/P	127.381	7.322*
Cernobbio (I) COMOCREA TEXTILE DESIGN SHOW	1	2	1.155	1.155	311				39	10				675	240
IDEABIELLA II	1	4	5.800	5.800					60					770	450
IDEACOMO I	1	3	1.796	1.796	511				65	23				838	162
IDEACOMO II	1	3	1.908	1.908	544				69	23				710	133
PROPOSTE - Fiera di produttori di tessuto per arredamento e tendaggio	1	3	6.300	6.300	2.500				108	57				7.830	4.920
Cesena (I) MACFRUT - Mostra internazionale di impianti, tecnologie e servizi per la produzione, condizionamento, commercializzazione e trasporto degli ortofrutticoli	1	4	15.002	11.378	2.215	3.624	420		515	123	102			28.341	5.221
Ceské Budejovice (CZ) Advent market	1	4	997	582		415		1	107				T/P	incl. in Fashion Show	
Beerfestival	1	2	549	306		243	30	2	41	3			T/P	9.581	

2002 Events by Cities

Interval
Years

Duration
Days

Space

Rented Space (sq.m.)

Halls

Open air

Total

Total

Foreign

Total

Foreign

from ...
Countries

Exhibitors with
their own stands

Total

Foreign

Represented
firms

Total

Foreign

Admis-
sion for
Trade/
Public

Tickets ▲

Total


Foreign

Exhibitors

Visitors

Building fair	1	4	1.490	1.187		303		2	87	1	4	4	T/P	5.095
Cablex	1	2	84	78		6		1	9				T/P	209
Commercial and presentation days of advertising	1	4	345	345				1	15				T/P	17.235
Education and Craft / Child and its life	1	4	3.752	3.583		169		1	134				T/P	17.068
Ekostyl	1	4	340	310	18	30		2	39	1			T/P	incl.in Building Fair
Elektroworld	1	4	41	41				1	6		1		T/P	incl.in Building Fair
Fashion show	1	4	1.017	630		387		1	98				T/P	42.877
Hobby	1	5	11.785	4.731	34	7.054		4	502	3	24	24	T/P	84.203
Hobby - autumn	1	4	8.228	4.332	73	3.896	80	9	278	8	7	7	T/P	36.742
Mobil salon	1	4	8.426	2.140	12	6.286		4	109	3	2	2	T/P	incl.in Presentation Days
Thermoklima	1	4	189	99		90		1	13		3	3	T/P	incl.in Building Fair
Châlons-en-Champagne (F) Châlons-en-Champagne multi branch fair	1	10	53.804	8.072	179	45.732	542	8	619	15	79		P	201.415 1.554
Chambéry (F) Home and garden exhibition	1	4	6.105	4.071		2.034			248		49		P	26.233
Savoy's multi branch fair	1	10	17.675	8.919	57	8.756			350	4	73		P	76.393
Charleville-Mézières (F) Charleville-Mézières multi branch fair	1	9	5.660	3.120	108	2.540		8	170	8			P	52.993
Châteaubriant (F) Châteaubriant multi branch fair	1	4	31.397	2.717		28.680			297				P	38.392
Clermont-Ferrand (F) Clermont-Ferrand multi branch fair	1	10	21.721	9.279	126	12.442	34	5	456	6	8		P	142.360
Colmar (F) Colmar multi branch fair	1	10	22.990	8.003	117	14.987	214		340	11			P	228.882
Copenhagen (DK) Biller I Bella - Cars In Bella ¹⁾		5	21.179	21.179				3	121				P	83.754
Copenhagen International Boat Show ¹⁾		9	13.968	13.833		135		5	200		169		P	43.866
Copenhagen International Fashion Fair, Autumn ¹⁾		4	30.774	30.774				19	656				T	*
Copenhagen International Fashion Fair, Spring ¹⁾		4	31.658	31.658				16	712		2.481		T	20.288
Ferie/Camping - Travel and Tourism ¹⁾		3	20.074	20.074				41	292		291		T/P	44.039

Recognized by UFI-Union des Foires Internationales (Union of International Trade Fairs) * Ascertained by representative sampling ▲ For the definitions see page 6/7 * not audited ¹⁾ audited by SFC

2002 Events by Cities		Interval	Duration	Space				Exhibitors				Visitors			
Years	Days	Rented Space (sq.m.)		Exhibitors with their own stands		Represented firms		Admission for Trade/Public		Tickets		Total		Total	
		Total	Foreign	Halls	Open air	from ... Countries	Total	Foreign	Total	Foreign	Total	Foreign	Total	Foreign	Foreign
				Total	Total										
Guid, Sölv og Ure ¹⁾		4.955	4.955			15	175		8		T	6.002			
HDF ¹⁾		5.038	5.038			1	78				T	800			
Laegedage ¹⁾		1.499	1.499				73				T	2.636			
Netværk Telecom Internet ¹⁾		5.634	5.634			4	132		15		T	7.741			
NO DIG ¹⁾		3.317	3.145	172		30	100		120		T	4.451			
Scandefa - Dental Fair ¹⁾ 		4.006	4.006			10	145		335		T	8.809			
Scandinavian Furniture Fair	1	20.080	20.080	1.736		20	318	54	16	13	T/P	18.823	3.385		
Scanlab ¹⁾		4.369	4.369			7	149		637		T	8.296			
Cottbus (D) Reisen, Freizeit, Caravan		3.267	3.267	124		10	185	17	5		P	11.695			
SpreeBAU - Building Exhibition	1	3.250	3.053	20	197	3	201	6	11		P	7.869			
SpreeMesse - Regional Consumer Exhibition	1	4.017	3.908	73	109	5	307	10	6		P	15.579			
Cremona (I) Fiera internazionale del bovino da latte		26.277	19.604	846	6.673	396			55			38.408	1.076		
Dachau (D) Dachauer Herbst-Ausstellung - Regional Consumer Exh.	2	6.824	5.074	62	1.750		215	2			P	31.937			
Debrecen (H) FARMER EXPO		17.361	7.434	75	9.927	5	432	4	58		T/P	45.100			
HAJDÚÉP	1	3.000	1.310		1.690	1	150		18		T/P	16.600			
Den Bosch (NL) Bakkerijdagen - Bakery days		4.792	4.792				169				T	9.205			
Empak	2	3.400	3.400				170	37			T	3.923	510		
Dijon (F) Dijon international gastronomic multi branch fair		12.782	12.782	694			536	51	240	77	P	196.918	1.123		
Dillingen a. d. Donau (D) WIR - Regional Consumer Exhibition	2	5.685	4.513	15	1172	2	308	1	44		P	57.563			
Donauwörth (D) Donau-Ries-Ausstellung - Regional Consumer Exhibition	2	4.737	3.291	15	1446	5	347	8	18		P	52.560			
Dortmund (D) CREATIVA		7.681	7.681	773		16	458	48			P	71.371	928		
DKM - Int. Trade Fair for Finance and Insurance Companies	1	5.623	5.623	721		11	293	35			T	5.241	77		
DORTMUNDER HERBST - Regional Consumer Exh.	1	19.793	19.793	1.389		18	735	50			P	133.110			

2002 Events by Cities

Interval
Years

Duration
Days

Space

Rented Space (sq.m.)

Halls

Open air

Total

Total

Total

from ...
Countries

Total

Total

Exhibitors with
their own stands

Represented
firms

Admis-
sion for
Trade/
Public

Visitors

Tickets ▲

Total

Foreign

Total

Foreign

	Interval Years	Duration Days	Rented Space (sq.m.)			Exhibitors with their own stands		Represented firms		Admis- sion for Trade/ Public	Tickets ▲	
			Total	Halls	Open air	Total	from ... Countries	Total	Foreign		Total	Foreign
ELEKTROTECHNIK	1	4	9.598	9.598	277		9	327	9	2	14.271	228
FAHOBA - Autumn	1	3	1.309	1.309	102		3	36	3	1	1.138	
German Minerals Days	1	2	1.006	1.006	121		12	190	12		6.128	
HairPower	1	2	1.039	1.039	60		4	58	4		7.422	
HobbyTronic	1	5	4.468	4.468	98		3	174	3	3	51.049	664
INTERMODELLBAU	1	5	8.684	8.684	288		9	406	9	1	101.352	9.527
Inter-tabac	1	3	5.730	5.730	699		16	156	16		4.231	
JAGD & HUND - Hunting and Fishing	1	6	11.345	11.345	1.636		25	499	25		68.135	4.906
RAUMAUSSTATTUNG - Interior Design	1	3	7.345	7.345	137		6	126	6		7.472	112
WEST-ANTIQUÉ	1	4	977	977	126		5	50	5		1.436	
Douai (F) Douai multi-branch fair	1	10	7.448	5.946	105	1.502		190	4	2	59.971	
Dresden (D) Antik Dresden	1	5	516	516	18		2	38	1		3.113	
auto mobil	1	3	9.492	8.640	88	852	3	130	2		35.962	
COMTEC/IFM	1	3	4.115	4.115			4	302	3	7	10.411	
Dresden Travel Market	1	3	5.642	5.498	1.747	144	27	500	149		31.334	
Dresdner Ostern - Garden, Pets and Handicrafts	1	4	2.351	1.783	108	568	3	229	12		51.528	
Gourmet Dresden	1	3	1.059	1.059	180		7	119	37		4.975	
HAUS - Building Exhibition	1	4	9.126	8.580	126	546	6	477	10	2	26.178	
KarriereStart	1	3	3.013	3.013	24		3	246	2		16.531	
KUNSTMARKT DRESDEN	1	3	341	341	27		2	43	2		2.740	
Pieta	2-3	3	1.772	1.732	12	40	2	48	1	4	749	
SAX-IMMOBILIA & EIGENHEIM/ServiceWelt	1	3	955	955			1	65			1.332	
Düsseldorf (D) BEAUTY INTERNATIONAL boot	1	3	22.048	22.048	2.028		27	602	88		56.310	3.604
CARAVAN SALON	1	9	101.038	100.622	43.025	416	52	1.693	638		333.641	41.705
EMV Düsseldorf	1	10	75.073	73.441	14.807	1.632	20	476	124		151.276	18.153
	2	3	1.753	1.753	374		15	135	51	21	3.978	875

Recognized by UFI-Union des Foires Internationales (Union of International Trade Fairs) * Ascertained by representative sampling ▲ For the definitions see page 6/7 * not audited) audited by SFC

2002 Events by Cities		Interval	Space		Exhibitors			Visitors								
	Years	Duration Days	Rented Space (sq.m.)			Exhibitors with their own stands			Represented firms			Tickets ▲				
			Halls		Open air		from ... Countries		Total		Total		Admission for Trade/Public		Total	
			Total	Foreign	Total	Foreign	Total	Foreign	Total	Foreign	Total	Foreign	Total	Foreign		
EUROCARGO	2	3	5.053	5.053	561			14	216	26			T/P	5.801	232	
EuroShop	3	5	98.907	98.835	47.747	72		38	1.595	743			T/P	92.532	44.878	
GDS International Shoe Fair - Autumn	1	4	83.243	83.243	62.468			45	1.625	1.445			T	40.869	25.747	
GDS International Shoe Fair - Spring	1	4	88.221	88.221	66.452			48	1.706	1.511			T	45.826	29.879	
glasstec	2	5	61.903	61.728	38.615	175	60	38	957	604	39	15	T/P	54.765	30.723	
hogatec	2	5	37.137	37.137	7.491			28	753	211	1		T/P	40.598	4.709	
IAM International Investors' Fair	2	3	5.608	5.608	347			10	192	24			T/P	8.952	233	
Interbad	2	4	15.959	15.959	4.548			24	387	117			T	15.465	3.325	
InterCool	2	4	14.017	13.959	2.938	58		19	355	113			T	9.406	2.605	
InterMeat	2	4	14.936	14.887	2.217	49	49	14	340	80			T/P	10.498	2.677	
InterMopro	2	4	12.604	12.604	2.384			13	237	80			T	9.718	2.070	
interpack	3	7	148.359	148.359	76.725			49	2.550	1.612	2.365	1.499	T/P	174.100	91.403	
interschau	2	3	12.619	11.421	6.765	1.198	972	19	275	133			T/P	15.758		
MEDICA	1	4	109.601	109.292	43.197	309		62	3.652	2.158			T/P	132.334	43.141	
METAV	2	5	72.130	72.130	10.997			24	1.176	218			T	63.478	7.110	
ProWein	1	3	35.991	35.991	19.033			42	2.851	2.033	242	217	T	27.229	3.756	
PSI - Advertising Specialities	1	3	30.386	30.386	11.681			23	837	338			T	14.835	7.717	
REHACare International	1	4	25.351	25.351	5.102			28	754	219			T/P	48.007	6.385	
Tube	2	5	27.255	27.255	14.732			45	698	417			T	23.968	10.690	
wire	2	5	51.352	51.352	34.858			48	1.096	765			T	36.864	20.718	
Erfurt (D)																
inoga	2	4	3.118	3.118				4	177	4			P	6.191		
Leisure & Caravaning Exhibition	1	4	3.407	3.407	336			10	182	28	68	5	T/P	33.331		
riding - hunting - fishing	1	3	3.520	3.252	36	268		4	156	3			P	21.612		
Thüringen-Ausstellung - Regional Consumer Exhibition	1	9	9.757	8.652	225	1.105		7	478	8			P	62.121		
Essen (D)																
ALUMINIUM	2	3	18.252	18.252	8.864			36	529	262			T	12.359	4.499	
BRIEFMARKEN	2	3	2.757	2.757	438			29	94	37			P	11.200		
DEUBAU	2	6	33.098	33.098	1.829			15	803	44			T/P	102.482	1.742	
E - world of energy	1	3	7.290	7.290	1.354			14	257	51			T	7.426	1.099	
FIBO	1	4	32.534	32.534	8.026			27	419	115			T	53.414	7.905	

2002 Events by Cities

Interval
Years

Duration
Days

Space

Rented Space (sq.m.)

Halls

Open air

Total

Total

Foreign

Total

Foreign

from ...
Countries

Total

Foreign

Exhibitors with
their own stands

Represented
firms

Admis-
sion for
Trade/
Public

Tickets ▲

Total

Foreign

Exhibitors

Visitors

IFLO	1	3	6.767	6.767	433				5	166	12		T	11.326	1.167
IPM	1	4	42.682	42.682	17.011				33	1.301	571		T	61.168	10.337
METPACK	3	5	7.834	7.834	4.931				20	172	128	1	T	6.745	3.966
MODE-HEIM-HANDWERK - Regional Consumer Exh.	1	10	23.566	23.566	2.188				21	801	80		P	201.587	1.008
PETpoint	3	5	2.736	2.736	1.871				16	76	50	1	P	2.847	1.819
REIFEN	2	4	18.748	18.748	7.472				38	388	199		T	15.561	5.353
SECURITY	2	4	31.119	31.019	6.022	100			31	952	297		T	37.031	6.999
SHK Essen	2	5	35.803	35.803	1.486				9	608	31		T/P	60.694	1.092
Tourism/Camping	1	5	38.078	38.078	3.180				25	794	162		P	117.083	820
Florence (I) FLORENCE GIFT MART - Mostra internazionale di articoli da regalo e per la tavola, complemento d'arredo, illuminazione, regalo aziendale, argenteria e oreficeria	1	4	9.770	9.770	565					212	7			25.154	5.312
FLORENCE GIFT MART - Mostra internazionale di articoli da regalo e per la tavola, complemento d'arredo, illuminazione, regalo aziendale, argenteria e oreficeria	1	4	7.170	7.170	300					216	8			25.503	5.161
Moda Pelle by Pitti Immagine I	1	2	2.860	2.860	188					103	6			2.109	399
Moda Pelle by Pitti Immagine II	1	2	2.514	2.514	288					90	11			2.142	461
MOSTRA MERCATO INTERNAZIONALE DELL'ARTIGIANATO	1	12	15.387	15.387	6.667					230	230			126.716	
PITTI IMMAGINE BIMBO I	1	3	14.513	14.513	5.079					259	88			8.734	2.673
PITTI IMMAGINE BIMBO II	1	3	14.823	14.823	5.733					265	100			7.426	2.716
PITTI IMMAGINE CASA	1	3	2.302	2.302	448					98	42			3.049	428
PITTI IMMAGINE FILATI I	1	3	9.399	9.399	770					83	14			6.900	2.499
PITTI IMMAGINE FILATI II	1	3	9.533	9.533	742					89	17			7.953	3.480
PITTI IMMAGINE UOMO I	1	4	30.152	30.152	8.767					494	132	1		19.754	7.844
PITTI IMMAGINE UOMO II	1	4	30.251	30.251	9.506					480	132	2		24.449	7.117
PRATO-EXPO - Autunno/Inverno	1	3	8.070	8.070	125					155	2			7.841	3.332
PRATO-EXPO - Primavera/Estate	1	3	6.175	6.175	25					115	1	1		5.478	1.890
Foggia (I) Fiera internazionale dell'agricoltura e della zootecnia	1	6	41.878	23.905	4.400	17.973	1.870			631	90	174		173.051	1.231

Recognized by UFI-Union des Foires Internationales (Union of International Trade Fairs)

* Ascertained by representative sampling

▲ For the definitions see page 6/7

* not audited

2002 Events by Cities		Interval Years	Duration Days	Space						Exhibitors						Visitors				
				Rented Space (sq.m.)						Exhibitors with their own stands			Represented firms			Tickets ▲				
				Total	Halls		Open air		Total	Total	Foreign	Total	Foreign	Total	Foreign	Total	Foreign	Admis- sion for Trade/ Public	Total	Foreign
					Total	Foreign	Total	Foreign												
Frankfurt/Main (D)																				
Ambiente	1	5	190.737	93.806				89	4.843	2.951				T	144.668	43.143				
Art Frankfurt	1	5	8.668	1.568			11	233	48					T/P	8.087	528				
Automechanika	2	6	160.019	82.929	11.212	3.579	70	4.324	3.312		18	28	18	T	160.819	61.173				
DACH + WAND	1	4	26.219	2.398	3.478		21	419	79		4	6	4	T/P	28.830	3.171				
European Banking Technology Fair	1	3	7.795	1.555			14	234	48		9	81	9	T	7.541	611				
Franchise	1	4	1.642	257			8	85	16		2	2	2	T/P	3.251	179				
Heimtextil	1	5	158.632	105.139	700		71	3.121	2.478					T/P	96.429	39.538				
INTERGEO	1	3	9.939	832	120	20	22	264	50		45	220	45	T	15.578	1.511				
Light + Building	2	5	123.608	49.596			50	2.184	1.147					T	120.298	26.780				
Musikmesse/Pro Light & Sound	1	5	68.148	35.754			49	2.036	1.191					T/P	98.514	24.271				
Paperworld, Christmasworld, Beautyworld	1	5	146.410	77.586			63	3.704	2.650					T	99.523	38.718				
PRO SIGN	2	3	5.501	1.180			23	179	50					T	7.007	1.114				
Tendence	1	5	169.291	79.455			84	4.400	2.436					T	99.682	23.320				
Fredericia (DK)																				
LIB - Agricultural Trade Fair	2	4	11.272	12			22	90	1		100	199	100	T/P	18.021					
Rehab / Cure & Care-Equal Opportunities	1	3	8.225	222				227						T/P	10.509	752				
TIMI - Woodworking Industry's Trade Fair	2	5	15.726	332			29	189	9		684	495	495	T	10.198	1.601				
Freiburg (D)																				
Baden Messe/ecotrend - Reg. Craft and Industry Exhibition	3	9	19.309	13.576	5.733	48	7	567	21		4	167	4	P	80.265					
CFT - Camping, Leisure, Tourism	1	9	17.633	14.617	3.016		7	238	25		4	97	4	P	50.060					
Intersolar	1	3	5.987	5.657	330	60	15	236	36					T/P	11.098					
Modellbau	2	4	672	12			2	45	1		3	3	3	P	14.381					
Friedrichshafen (D)																				
EUROBIKE	1	4	28.288	27.502	786	163	26	561	335		65	73	65	T/P	36.611	9.409				
HAM RADIO/HAMtronic	1	3	4.025	3.911	114		32	177	55		45	54	45	P	11.012	3.304				
Horse-Riding and Hunting	2	4	8.388	7.876	512	30	8	251	36		6	31	6	T/P	24.955	3.255				
IBO - Int. Fair for Consumer and Investment Goods	1	9	21.628	18.014	3.614	60	15	600	64		31	122	31	P	78.568					
INTERBOOT	1	9	33.174	29.663	3.511	777	17	527	125		144	144	118	T/P	107.815	21.671				
Obst + Garten - Fruit Grocery and Gardening	2	4	9.327	8.335	992	16	9	254	28		118	118	55	T/P	23.557	6.596				
OutDoor	1	4	18.727	18.628	99	39	32	454	282		128	128	120	T	11.462	5.353				

2002 Events by Cities

Interval
Years

Duration
Days

Space

Rented Space (sq.m.)

Halls

Total

Foreign

Total

Foreign

Open air

Total

Foreign

Exhibitors with
their own stands

Total

Foreign

from ...
Countries

Total

Foreign

Exhibitors

Represented
firms

Total

Foreign

Visitors

Admis-
sion for
Trade/
Public

Tickets ▲

Total

Foreign

	Interval Years	Duration Days	Space						Exhibitors with their own stands		Represented firms		Admis- sion for Trade/ Public		Tickets ▲	
			Total	Foreign	Total	Foreign	Total	Foreign	from ... Countries	Total	Foreign	Total	Foreign	Total	Foreign	
Gelnhausen (D) ÖKO-TRENDS	1	3	1.630	970	660			1	75			P	3.960	40		
Geneva (CH) VITAFOODS INTERNATIONAL - Exhibition and Conference on Nutraceutical Ingredients and related services	1	3	3.624	3.624	3.107			36	293	273		T	2.438	1.950		
Genova (I) SALONE NAUTICO INTERNAZIONALE	1	9	100.086	48.534	51.552	17.121			906	236	333		205.316	3.346		
TECNHOTEL - HOSPITALITY	1	5	17.847	17.847	1.800				416	55	28		40.302	2.190		
Gießen (D) BAU Expo - Building Exhibition	1	4	5.399	4.301	1098	64		2	302	2	38	T/P	16.093			
MittelhessenSchau - Regional Consumer Exhibition	1	4	3.208	2.291	917	43	24	4	232	3	28	P	12.041			
Gothenburg (S) BAD		3	1.777	1.777				4	82			T	2.323			
Båtmässan		10	13.564	13.508	56			5	296			P	82.291			
Bok & Bibliotek - Book & Library Fair		4	11.121	11.041	80			14	722		196	P	70.643			
Dagens Hushåll - The International Consumer Goods Fair		5	3.874	3.841	33			3	210			P	43.077			
Emergencies & Public Safety		3	683	680	3			2	47		4	T	1.047			
Hem & Villa - Home and Villa		4	6.741	6.741				5	227		37	P	37.911			
IDA		3	1.279	1.279				3	72		7	T	2.340			
IT i Produktionen och Konstruktion & Design		3	2.742	2.742				6	173		47	T	4.164			
Kunskap & Framtid		3	2.385	2.385				15	181			T	12.436			
Logistik & Transport		3	2.873	2.867	6			5	141		41	T	4.751			
Medicin Scandinavia		3	9.407	9.377	30			6	409			T	21.917			
Miljöteknik/Eco-tech Sandinavia		3	2.396	2.390	6			4	113		100	T	11.611			
PARK EXPO		3	2.686	2.686				2	103		28	T	4.186			
Present & Design, höst - Gift & Design, autumn		4	4.124	4.124				2	130			T	2.704			
Present & Design, vår - Gift & Design, spring		4	4.439	4.439				3	135		43	T	3.791			
Swedental		3	4.971	4.965	6			11	243			T	13.609			
Trä & Teknik/Elmia Timber		4	8.426	8.426				16	281			T	9.929			
TUR - Travel and Tourism		4	15.756	15.726	30			93	1.833		126	T/P	43.604			

Recognized by UFI-Union des Foires Internationales (Union of International Trade Fairs)

▲ Ascertained by representative sampling

▲ For the definitions see page 6/7

* not audited

2002 Events by Cities		Interval Years	Duration Days	Space						Exhibitors				Visitors					
				Rented Space (sq.m.)						Exhibitors with their own stands				Represented firms		Tickets ▲			
				Total	Halls		Open air		Total	Foreign	Total	Foreign	Total	Foreign	Total	Foreign	Admis- sion for Trade/ Public	Total	Foreign
					Total	Foreign	Total	Foreign											
Underhåll med IndustriRengöring - Maintenance with Industrial Cleaning	4	9.149	9.149					10	324					T	13.551				
VA-mässan - Water and wastewater fair	3	6.139	6.127	12				9	185					T	11.611				
Graz (A) HÄUSLBAUER - Home, construction, energy	1	15.790	15.203	587	31			5	441	426				T/P	29.285	264			
Grenoble (F) Grenoble international multi branch fair	1	21.129	19.880	1.249	120			35	630	46				P	133.624				
S.A.M. - International trade exhibition of mountain equipment	2	10.300	9.889	411	19			16	268	37				T	11.339	1.513			
SIG PRO - International trade exhibition for the latest in equipment fashion and leisurewear for winter and mountain sport	1	8.754	8.754	722				18	209	22				T	11.115	110			
Groningen (NL) Northern Industrial Maintenance	2	3.399	3.399						150					T	2.388				
Vakantie! - Holiday!	1	2.365	2.365						155					P	14.211				
Halle (D) Florian	1	2.475	2.348	127	45			3	116	2				T/P	5.438				
SaaleBAU - Building Exhibition	1	3.110	2.692	418	28			3	191	2				T/P	7.607				
SaaleMesse - Regional Consumer Exhibition	1	4.964	4.819	145	15			3	299	3				P	14.584				
Tourism & Leisure	1	1.933	1.730	203	77			9	173	15				P	9.179				
Hamburg (D) DU UND DEINE WELT - Regional Consumer Exhibition	1	27.448	26.258	1.190	71			40	931	137				P	144.753	1.158			
hanseboot	1	39.260	34.348	4.912	1.197			30	904	193				T/P	125.478	6.776			
HANSEPFERD	2	11.713	11.676	37				14	422	45				P	58.138	523			
INTERNORGA	1	41.226	40.066	1.160	25			19	826	115				T	109.085	4.254			
Marketing Services	1	5.502	5.502	675				16	383	36				T	6.987	559			
NORD ELEKTRO	2	7.765	7.765	94				7	183	7				T	12.322	246			
NORTEC	2	10.118	10.118	676				13	432	53				T	13.900	737			
REISEN HAMBURG - Tourism, Caravaning	1	20.762	20.663	99				80	840	327				T/P	92.648	1.297			
Schaufenster Harburg - Regional Consumer Exhibition	1	2.070	1.579	491	18			2	111	1				P	2.110				
shk Hamburg	2	27.004	26.766	238				16	447	42				T/P	38.455	1.038			
SMM	2	37.210	36.629	581				52	1.430	835				T	40.290	12.056			
USSIFA	1	2.682	2.682	16				2	101	1				T	2.793				

2002 Events by Cities

Interval
Years

Duration
Days

Space

Rented Space (sq.m.)

Halls

Total

Foreign

Open air

Total

Foreign

from ...
Countries

Total

Foreign

Exhibitors

Exhibitors with
their own stands

Represented
firms

Admis-
sion for
Trade/
Public

Visitors

Tickets ▲

Total

Foreign

	Interval Years	Duration Days	Space						Exhibitors			Visitors		
			Total	Foreign	Total	Foreign	from ... Countries	Total	Foreign	Admis- sion for Trade/ Public	Total	Foreign		
Hannover (D) ABF	1	9	26.427	26.254	1.114	173		13	583	49	P	131.172		
Altenpflege - Products and Service for Elderly Care	1	3	21.709	21.709	1.242		14	634	40	T		36.572		
CeBIT	1	8	397.008	387.452	98.203	9.556	61	7.264	2.919	T/P		673.992	137.494	
DOMOTEX	1	4	88.102	88.102	52.649		59	1.116	766	T		42.873	22.080	
Euro-BLECH	2	5	73.172	73.172	29.759		30	1.318	517	T		57.363	17.152	
EuroTier	2	4	65.936	65.036	20.473	900	35	1.331	519	T/P	60	120.746	17.267	
HANNOVER MESSE	1	6	251.093	231.682	62.489	19.411	65	6.471	2.536	T/P		244.539	62.357	
Infra - Regional Consumer Exhibition	1	9	32.546	32.164	2.451	382	24	1.301	82	P		225.363		
Pferd & Jagd - Equestrian Sports, Hunting, Fishing	1	4	18.502	18.394	1.070	108	15	651	50	P		84.486		
Heilbronn (D) Unterland-Ausstellung - Regional Consumer Exhibition	2	9	10.685	9.196	526	1489	7	405	16	P		65.316		
Helsinki (SF) Caravan	1	3	4.354					50		P	28	74.539		
Child	1	3	1.331					83		P	12	15.233		
Customer	1	2	823	823				42		T	1	2.394		
Data Security Expo	1	2	265	265				21		T	24	1.254		
Educa	1	2	1.798					129		T	33	5.612		
Environment, Municipal Engineering, Water & Wastewater, Waste & Recycling, Gym & Spa	2	3	4.243	4.243				221		T	129	8.671		
EXIT Forum	1	2	769					45		T		1.950		
FinnBuild	2	5	20.328					550		T/P	578	79.313		
Finnclean	2	3	2.860	2.860				111		T	77	15.148		
Finnish Chemical Congress and Exhibition	1	3	3.103	3.103				139		T	720	9.926		
Finnish Dental Congress and Exhibition	1	3	1.534	1.534				83		T	54	5.037		
GameWorld	1	2	1.132	1.132				15		P	7	7.851		
Gastro	2	3	10.739					323		T	447	33.371		
Health&Beauty	1	3	3.123	3.123				281		P	126	26.717		
Helsinki Boat-Afloat Show	1	4	1.803	710		1.093		123		P		14.469		
Helsinki Book Fair	1	4	4.024	4.024				222		P	7	33.592		

Recognized by UFI-Union des Foires Internationales (Union of International Trade Fairs)

* Ascertained by representative sampling

▲ For the definitions see page 6/7

* not audited

2002 Events by Cities		Interval Years	Duration Days	Space						Exhibitors			Visitors					
				Rented Space (sq.m.)						Exhibitors with their own stands			Represented firms			Tickets ▲		
				Total	Halls		Open air		Total	from ... Countries	Total	Foreign	Total	Foreign	Admis- sion for Trade/ Public	Total	Foreign	
					Total	Foreign	Total	Foreign										Total
Helsinki Foodfair	2	3	2.021	2.021				225			P	22.198						
Helsinki International Fashion Fair I	1	3	6.006	6.006				295		4	T/P	16.660						
Helsinki International Fashion Fair II	1	3	7.249					310		9	T/P	18.292						
Helsinki International Technical Fair	2	4	15.975					370		1.285	T	26.605						
Internet Expo	1	2	1.432	1.432				73		10	T	5.142						
Kongressi	1	2	1.572					103		16	T	2.975						
Lääkäripäivien - Näyttely	1	5	*					183		152	T	14.520						
Materials and Subcontracting	2	4	1.021					72		71	T	26.605						
Matka	1	4	12.375					1.445		375	T/P	74.539						
Mental Health Fair	2	3	187	187				33		4	T	8.370						
Mobile Communications Expo	1	2	631					39		10	T	3.138						
Own Cabin	1	3	1.300					94		29	P	61.627						
Par Expo Technical Aid Solutions	2	3	1.209	1.209				58		1	T	8.370						
Shoe and Bag Fair I	1	3	1.737	1.737				74		45	T/P	16.660						
Shoe and Bag Fair II	1	3	1.715					70		35	T/P	18.292						
Skixpo	1	3	3.635	3.635				151		169	P	30.942						
Talous	1	2	1.114					57		6	T	2.538						
TecIT Forum	1	2	856					43		5	T	2.570						
Vene 02 Båt	1	10	18.814					359		396	T/P	91.587						
ViiniExpo	1	4	2.275					69			T/P	14.608						
Hengelo (NL)																		
Banenbeurs Hengelo - Job fair	1	2	2.100	2.100				53			P	5.023						
Huishoud Hobby Beurs - Household fair	1	8	4.820	4.820				156	4		P	50.000						
Herning (DK)																		
Agromek	1	6	45.500								T/P	85.032						
Environment and Process Technology	2	3	8.886	8.886	256					12	T/P	6.211	519					
HI - Trade Fair	1	5	35.878	22.321	248	13.557	522	5	5	12	T/P	36.971	655					
Hotel - Restaurant & Catering	2	4	11.606	11.606	231			5	5	10	T	28.121	372					
Interfair - Food Products Trade Fair	2	3	5.186	5.186	84			4	4	3	T/P	11.420	169					

2002 Events by Cities

Interval
Years

Duration
Days

Space

Rented Space (sq.m.)

Halls

Open air

Exhibitors with
their own stands

from ...
Countries

Represented
firms

Exhibitors

Visitors

Admission for
Trade/
Public

Tickets ▲

	Interval Years	Duration Days	Space				Exhibitors with their own stands		Represented firms		Admission for Trade/ Public	Tickets ▲	
			Rented Space (sq.m.)		Open air		Total	Foreign	Total	Foreign		Total	Foreign
			Total	Foreign	Total	Foreign							
Houten (NL) Immo International	1	3	1.710	1.710			98			P	8.300		
Office World	1	2	1.919	1.919			61			T	1.946		
Idar-Oberstein (D) INTERGEM	1	4	1.723	1.723	120		127	12		T	2.381	427	
Innsbruck (A) Tyrolian spring Fair	1	4	19.173	15.044	846	4.129	447	43		P	34.662		
Jesteburg (D) Jesteburger Ausstellung - Regional Consumer Exhibition	1	6	2.588	2.578	21	10	133	1		P	9.907		
Jönköping (S) Auto Teknik		4	14.227	14.227			277		277	T	19.786		
Custom Motor Show		4	14.708	13.958	750		167		386	P	50.590		
Elmia Arbetssmiljö - Elmia Working Environment		3	6.292	6.292			213		96	T	11.968		
Elmia Garden		2	4.107	4.107			111		4	T	2.523		
Elmia Husvagn & Husbil - Scandinavian Caravan Show		4	19.492	19.405	87		166		31	P	36.351		
Elmia Lantbruk, Maskin & Fält - Elmia Agricultural Exhibition, Machinery & Cultivation		4	19.259	19.109	150		209		116	T	32.753		
Elmia Sammanfogning - Elmia Joining		3	1.021	1.021			32		18	T	11.968		
Elmia Underleverantör - Elmia Subcontractors		4	17.295	17.295			1.192		246	T	16.306		
Elmia Ytforum - Elmia Surface		3	2.067	2.067			92		36	T	11.968		
Hem & Villa - Home and Villa		4	3.597	3.571	26		147		23	P	30.946		
Kartdagar och GIT-mässa		3	897	897			49		7	T	1.387		
Lastbil - Truck Exhibition		4	60.637	10.725	49.912		405		123	T	40.622		
Promotion EXPO		3	3.592	3.592			152			T	2.160		
Jyväskylä (SF) Joulun Lahja	1	2	944	944			116		19	P	3.503		
Maanpuolustus	2	3	5802	5802			70		41	T/P	15.166		
Moottorikelkka & ATV	1	3	5768	5704	64		88		46	T/P	9.005		
Rakentaminen ja Talotekniikka	1	3+1	6042				335		99	T/P	26.242		
Sähkö, Tele, Valo ja Ääni	2	3+1	7808				222		821	T	17.551		

Recognized by UFI-Union des Foires Internationales (Union of International Trade Fairs)

▲ Ascertained by representative sampling

▲ For the definitions see page 6/7

* not audited

2002 Events by Cities		Interval	Duration	Space				Exhibitors				Visitors			
Years	Days	Rented Space (sq.m.)		Exhibitors with their own stands		Represented firms		Tickets		Admission for Trade/Public		Total		Foreign	
Total	Total	Total	Foreign	Total	Foreign	Total	Foreign	Total	Foreign	Total	Foreign	Total	Foreign	Total	Foreign
Total	Foreign	Total	Foreign	Total	Foreign	Total	Foreign	Total	Foreign	Total	Foreign	Total	Foreign	Total	Foreign
Sairaala ja Terve-SOS	2	3	2729			259		106		T/P		13.082			
Tekniikka, CADTEK	2	4	5783		130	167		959		T		12.064			
Vapaapäivät /Minä ja Omaisuus	1	3	5817			180		77		P		12.583			
Karlsruhe (D) Body Life	1	4	2.431			109	4	1		T		6.686		582	
Inventa	2	4	6.290		108	220	2	31		P		16.389			
LEARNTEC	1	4	5.869		548	272	28			T/P		9.221		970	
Offerta - Regional Consumer Exhibition	1	9	12.935		544	672		25	1	P		105.927			
Kempten (D) Allgäuer Festwoche - Regional Consumer Exhibition	1	9	14.647		376	8392	119			P		88.509			
Kielce (PL) AGROTECH	1	3	4.610		87	1.456				T/P		16.383			
ALARM	1	3	402		4	35	1			T		1.284			
AUTOSTRADA POLSKA	1	3	6.477		377	3.374	289	40	39	T/P		11.529			
CIEPLOWNICTWO SIECOWE - Heat Technology	1	3	36		36	11				T		incl. in ENEX			
CONTROLTECH	1	3	307		66	46	13	10	10	T		incl. in METAL			
DOM	1	4	1.606		32	335	18	13	13	T/P		11.027			
EDUKACJA	1	3	710		674	36				T/P		3.566			
ENEX	1	3	393		387	6		11	2	T		3.656			
INTERKAMIE	1	4	486		463	23				T/P		incl. in DOM			
INTERNET	1	1	23		23	4				T/P		257			
KTS	1	3	614		608	6				P		5.230			
LAS-EXPO	1	3	294		109	185				T/P		incl. in AGROTECH			
LOGISTYKA	1	3	2.373		1.489	884				T/P		1.909			
METAL	1	3	2.007		579	206	92	18	15	T		2.729			
MSPO	1	4	11.844		4.029	7.815	130			T		5.787			
NONFERMET	1	3	98		98	6		6		T		incl. in METAL			
OGRÓD IT Y	1	4	763		443	320				T/P		incl. in DOM			
PLASTPOL	1	4	6.019		2.339	467	250	91	89	T		10.124			
REHMED-EXPO	1	3	412		388	24				T/P		incl. in KTS			
SACROEXPO	1	3	2.271		2.175	209	96	19	16	T/P		2.126			

2002 Events by Cities

Interval
Years

Duration
Days

Space

Rented Space (sq.m.)

Halls

Open air

Total

Total

Foreign

Total

Foreign

from ...
Countries

Total

Foreign

Exhibitors with
their own stands

Represented
firms

Admis-
sion for
Trade/
Public

Tickets ▲

Total

Foreign

Exhibitors

Visitors

SPORT	1	3	634	634	4			2	22	1		T/P	incl. in ALARM
TARGI PRACY	1	1	2.860	2.860				1	105			P	4.762
Targi Zoologiczne	1	2	280	280				1	25			P	5.764
VOYAGER	1	4	239	234	9	5		2	32	1	85	P	incl. in DOM
Kiev (UA) BEZPEKA - Security	1	4	899	899	9			2	68	1		T	5.800
Building Architecture	1	5	5.052	4.068	580	984	30	14	452	32		T/P	8.295
elcomUkraine	1	4	2.957	2.758	595	199	20	13	177	36		T	6.804
EnterEX / ExpoTEL	1	5	2.551	2.551	154			5	121	7		T	15.471
Jeweller Expo Ukraine	1	4	1.131	1.131	94			4	116	8		T/P	7.928
Kyiv Building Architecture	1	5	5.278	3.918	384	1.360	12	9	442	26		T/P	23.331
Kyiv Expo Furniture (spring)	1	5	4.192	3.786	685	406		7	241	36		T/P	10.390
Kyiv Expo Furniture (autumn)	1	5	3.627	3.291	141	336		6	225	8		T/P	18.642
Kyiv Fashion (spring)	1	4	932	932	115			5	148	7		T/P	594
Kyiv Fashion (autumn)	1	4	1.297	1.294	534	3		6	141	37		T/P	12.626
Kyiv Hi-Fi Show	1	5	644	634	12	10		2	33	1		T/P	3.278
MaRHo / Industrial Cold	1	4	1.802	1.802	96			7	99	6		T	2.963
ProdExpo - International Specialized Exhibition of Foodstuffs and Drinks	1	4	1.782	1.772	410	10		12	188	37		T/P	11.865
Restaurant Expo Ukraine	1	4	1.093	1.093	52			4	123	3		T/P	10.428
REX - Advertising, Marketing	1	4	2.429	2.429	52			3	263	3		T	17.990
Klagenfurt (A) Der Häusbauer - Building Fair	1	3	12.938	10.856	372	2.082	15	8	349	20	33	T/P	18.364
GAST International gastronomy and hotel trade fair for Southern Austria and the Alps-Adriatic Region	1	4	15.849	13.151	725	2.716	213	10	447	65	18	T	13.124
Internationale Holzmesse Klagenfurt - Internationale trade fair for the forestry, sawing and timber supply industry, timber trade and timber construction	2	4	15.642	7.612	2.331	8.030	2.084	14	368	115	47	T	29.901
Köln (D) Bildungsmesse	1	5	24.391	24.391	551			8	609	27	225	T/P	90.175
Handarbeit und Hobby	1	3	6.773	6.773	1.862			20	150	70	11	T	5.584

Recognized by UFI-Union des Foires Internationales (Union of International Trade Fairs)

* Ascertained by representative sampling

▲ For the definitions see page 6/7

* not audited

2002 Events by Cities		Interval	Space		Exhibitors		Visitors				
Years	Duration	Rented Space (sq.m.)		Exhibitors with their own stands		Represented firms		Tickets			
Days		Total	Open air	Total	from ... Countries	Total	Foreign	Admission for Trade/Public			
			Halls					Total			
			Total	Foreign	Total	Foreign	Total	Foreign			
Herren-Mode-Woche/Inter-Jeans - Spring	1	3	44.287	17.607		36	838	530	71	36.314	17.454
IFMA Cologne - bike world unlimited	1	4	27.825	11.769		35	708	436	56	32.843	4.432
INTERNATIONAL FURNITURE FAIR	1	7	171.262	80.856		46	1.410	952	28	125.766	37.178
International Hardware Fair/DIY'TEC	1	4	144.877	69.647		59	3.536	2.553	230	86.644	41.851
ISM - International Sweets and Biscuits Fair	1	4	49.490	29.308		68	1.287	1.042	184	32.891	20.162
Kind + Jugend - Autumn	1	3	30.972	15.304		37	508	313	18	11.176	5.657
Kind + Jugend - Spring	1	3	6.986	2.059		24	179	72	10	4.534	1.644
Kunst Messe Köln/KUNSTKÖLN/Antiquariatsmesse	1	9	11.740	1.730		15	335	50		29.055	
Modellbahn	2	4	5.671	370		13	200	23		79.876	
optica	1	4	9.490	614		18	268	39	144	11.427	950
ORGATEC	2	5	81.576	48.475		46	811	535	30	56.897	25.513
photokina	2	6	78.165	38.194		46	1.190	734	221	133.611	49.597
REISEMARKT KÖLN INTERNATIONAL	1	3	7.761	1.941		28	926	355	6	29.293	
spoga/gafa	1	3	133.363	77.145		60	2.218	1.546	142	45.327	21.870
Kotka (SF) Housing Fair	2*1	31	7.527	6.755	772		106		29	195.443	
La Rochelle (F) GRAND PAVOIS - International in water boat show	1	6	22.925	4.751	18.174	23	406	27	102	79.209	1.503
La Rochelle multi branch fair	1	10	27.308	10.933	16.375	6	421	6		66.177	
La Roche-sur-Foron (F) La Roche-sur-Foron international multi branch fair	1	10	24.227	13.298	341	29	544	18	325	98.775	749
SIMODEC - International screw cutting machine tool show	2	5	12.097	12.097	2.226	19	279	53	373	14.105	1.976
La Roche-sur-Yon (F) La Roche-sur-Yon multi branch fair	1	9	8.934	2.546	6.388		207	1		17.232	
Lahti (SF) Boat Exhibition	1	3	1.075		1.075		36				
Caravan	1	3	6.419	6.419			62			8.930	
Holiday Housing Fair in Savonlinna	1	22	2.314	1.922	392		83		49	36.796	
Plastics	3	3	2.299	2.299			91		42	3.179	
QuollFinn	3	3	385	385			28			847	
Raksa -Special Fair for Construction	1	3	4.106	4.106			229			18.508	

2002 Events by Cities

Interval
Years

Duration
Days

Space

Rented Space (sq.m.)

Halls

Total

Foreign

Total

Foreign

Open air

Total

Foreign

from ...
Countries

Total

Foreign

Exhibitors

Exhibitors with
their own stands

Total

Foreign

Represented
firms

Total

Foreign

Visitors

Admis-
sion for
Trade/
Public

Total

Foreign

Tickets ▲

Total

Foreign

	Interval Years	Duration Days	Space						Exhibitors			Visitors				
			Total	Foreign	Total	Foreign	Open air Total	Foreign	from ... Countries	Total	Foreign	Represented firms	Total	Foreign	Admis- sion for Trade/ Public	Total
Special Fair for Investment	2	3	173	173						12				T	454	
Special Fair for Investment	2	3	1.610	1.610					100					T/P	10.091	
Vendor Days-Furniture Buying Event I	1	3	5.520	5.520					122					T	957	
Vendor Days-Furniture Buying Event II	1	3	2.367	2.367					49					T	709	
Woman-event for women	1	2	1.015	996		19			152					P	4.296	
Woodworking	2	4	4.670	4.670					108		108			T	5.914	
Laval (F) Laval multi branch fair	1	7	15.049	3.811		11.238			227					P	27.844	
Le Mans (F) Le Mans multi branch fair	1	5	55.236	13.551	63	41.685			583	6	63			P	98.469	
Leipzig (D) AUTO MOBIL INTERNATIONAL/AMITEC	1	9	53.611	53.336	24.910	275	255		346	53	10			T/P	250.319	4.557
CADEAUX - Autumn/Comfortex	1	3	16.903	16.903	1.197				580	64	5			T	11.555	300
CADEAUX - Spring	1	3	11.398	11.398	373				425	21	3	1		T	9.518	
denkmal	2	4	7.420	7.420	1.064				417	76				T/P	18.024	1.460
efa	2	3	11.697	11.697	84				276	7	13	1		T/P	18.757	
Home-Garden-Leisure/Handicrafts Fair	1	9	21.689	21.689	1.444				830	66	60			P	166.427	999
Leipzig Book Fair/Antiquarian Book Fair	1	4	9.991	9.991	999				1.775	473	16	4		T/P	81.449	1.303
MIDORA	1	3	3.628	3.628	375				152	43				T	2.446	93
MODELL & HOBBY	1	3	6.582	6.582	199				310	13	6			P	84.399	591
ORTHOPÄDIE & REHA-TECHNIK	2	4	10.713	10.713	2.326				290	102				T	11.752	
Property Fair	1	3	1.607	1.607	9				109	1				T/P	4.559	
SHKG	2	4	7.761	7.761	272				214	13	2			T/P	22.735	341
Touristik & Caravaning	1	5	18.581	18.581	3.553				990	300				T/P	77.370	619
Z - The Subcontracting Fair	1	3	4.265	4.265	639				387	92	3			T	2.772	299
Lille (F) TISSU PREMIER - The leading european fabrics exhibition dedicated to the ready-to wear sector (Summer)	1	2	7.940	7.940	4.232				353	190	51	21		T	9.875	4.779
TISSU PREMIER - The leading european fabrics exhibition dedicated to the ready-to wear sector (Winter)	1	2	7.965	7.965	4.259				377	188	45	16		T	9.807	4.776

Recognized by UFI-Union des Foires Internationales (Union of International Trade Fairs)

* Ascertained by representative sampling

▲ For the definitions see page 6/7

* not audited

2002 Events by Cities		Interval Years	Duration Days	Space				Exhibitors				Visitors					
				Rented Space (sq.m.)				Exhibitors with their own stands				Represented firms				Tickets ▲	
				Total	Halls		Open air		Total	from ... Countries		Total	Foreign		Total	Admission for Trade/Public	
					Total	Foreign	Total	Foreign		Total	Foreign		Total	Foreign			
Limoges (F) Limoges multi branch fair	1	10	19.014	6.897	63	12.117		4	377	5	58		P	98.105			
Lisbon (P) AGROTEC - Agricultural Machinery Trade Fair	2	4	15.580	15.580	7.312		5	216	132	132	51	51	T	12.528	191		
ARTE LISBOA – Contemporary Art Fair	1	5	2.936	2.936	1.038		5	53	24	24			P	13.552	19		
BIENAL DE ANTIGUIDADES - Antiques Biennial	2	8	2.803	2.803	144		2	71		2			P	11.248			
BTL – Lisboa Travel Market	1	5	14.124	14.124	3.789		29	536	197	197	234	83	T/P	41.279	809		
CERAMEX – International Exhibition of Decorative Arts and Housewares	1	4	12.688	12.688	1.206		6	371	43	43	21	19	T	11.871	736		
EUROPAPER – International Exhibition of Stationery, Gifts, Didactic Material, Collectors Items and Party Articles	1	4	8.971	8.971	4.034		6	318	132	132	139	133	T	11.448	107		
EXPOVIDEO - International Exhibition of Video and Videogames	1	4	586	586	68		2	21	5	5	5	4	P	incl. in MUSICALIA			
FIA LISBOA – International Handicraft Exhibition	1	9	10.717	10.717	2.974		31	608	192	192	14	14	P	128.240	12		
HOREXPO - International Exhibition of Hotel, Catering and Vending	2	4	8.640	8.640	2.828		7	290	109	109	24	18	T	15.759	380		
INTERCASA – International Furniture and Lighting Exhibition	1	6	20.612	20.612	1.994		5	368	63	63	45	40	T/P	67.872	71		
INTERIORES/INTERHOME – International Exhibition of Interior Decoration	1	4	9.252	9.252	597		4	199	8	8	2	2	T	13.421	107		
MUSICALIA - Music, Lighting, Sound and Video Trade Fair	1	4	3.060	3.060	1.276		3	82	28	28	136	134	P	22.809	41		
NAUTICAMPO – International Exhibition of Boating, Camping, Caravanning and Sports	1	9	25.253	25.253	16.044		4	520	233	233	241	216	P	102.628			
PETFIL - Exhibition of Esteem Animals	2	3	1.702	1.702	609		2	89	16	16	83	80	P	19.421	14		
PORTUGAL DE MODA I – Portuguese Fashion Fairs	1	4	3.286	3.286	729		6	131	24	24			T	7.550	61		
SALÃO DO IMOBILIÁRIO – Real Estate Exhibition	1	4	2.899	2.899	90		2	85	2	2	87		P	8.677	61		
SELECON - International Exhibition of Electronic Consumers	1	4	1.281	1.281	525		2	45	19	19	24	22	P	incl. in MUSICALIA			
TEKTÓNICA – International Building and Construction Fair	1	5	27.740	27.740	9.362		6	827	301	301	199	166	T/P	70.202	623		
Lohr am Main (D) Main-Spessart-Ausstellung - Regional Consumer Exhibition	2	5	4.753	1.895	15	2858	2	157	1	1	40		P	39.870			
Longarone (I) MIG - Mostra internazionale del gelato artigianale	1	5	6972	6718	1440	254		193	40	40	60	28		30.112	7687		
Lörrach (D) REGIO - Regional Consumer Exhibition	1	10	10.431	8.418	379	2013	6	471	20	20	45		P	61.859			

2002 Events by Cities		Interval	Space		Exhibitors				Visitors				
		Years	Rented Space (sq.m.)		Exhibitors with their own stands		Represented firms		Tickets ▲				
			Halls		Open air		Total	Foreign	Total	Foreign	Total	Foreign	
			Total	Foreign	Total	Foreign							from ... Countries
Total	Total	Foreign	Total	Foreign	Total	Foreign	Total	Foreign	Total	Foreign			
Resta			6.671				3	193			T	7.401	
Skoldagarna			3.576				3	189			T	10.066	
Mannheim (D) MANNHEIMER MAIMARKT		1	72.731	2.445	34.439	160	16	1.448	72		P	421.107	
Marktredwitz (D) noba - Regional Consumer Exhibition		2	1.852		583		1	100			P	12.612	
Marseille (F) Marseille international multi branch fair		1	55.993	3.530	29.825	60	42	1.228	238		P	355.379	1.285
Meppen (D) Emsland-Schau - Regional Consumer Exhibition		4	8.917		5740		1	220			P	82.332	
Messina (I) Fiera di Messina - Campionaria Internazionale		1	16.810	2.060	6.500			353	63			90.090	8.288
Metz (F) Metz international multi branch fair		1	27.132	16.791	10.341	45	20	641	50		P	173.787	5.905
Milan (I) AF - L'Artigiano in Fiera - Mostra mercato internazionale dell'artigianato		1	43.264	10.488				2.052	744			2.300.000	*
B I T - Borsa internazionale del turismo		1	51.668	16.255				804	226			81.800	10.245
BIAS - Convegno Mostra internazionale dell'automazione, strumentazione e microelettronica		1	23.650	14.977				703	40			59.851	4.848
BI-MU - Macchine utensili, robot, automazione		2	94.431	5.712				1.358	102			121.590	6.666
BTC - Borsa del turismo congressuale ed incentives		1	6.400	948				332	68			3.774	423
CHIBI - Salone internazionale degli articoli da regalo, degli articoli per profumeria, della bigiotteria e degli articoli per fumatori		1	26.903	4.148				813	222			40.822	4.898
CHIBIDUE - Salone internazionale degli articoli da regalo, degli articoli per profumeria, della bigiotteria e degli articoli per fumatori		1	2.777	612				116	35			8.493	1.533
EIMU - Esposizione Internazionale Biennale Mobili per Ufficio		2	19.478	892				176	9			185.771	86.142
ESPOSIZIONE INTERNAZIONALE DEL CICLO E MOTOCICLO		1	16.577	2.381	275			281	57			98.500	1.300
EUROCUCINA - Salone Internazionale Biennale dei Mobili per Cucina		2	27.606	796				145	11			185.771	86.142
EUROPHARMEX - Esposizione farmaceutica internazionale		1	2.870	320				140	8			8.951	251

2002 Events by Cities

Interval
Years

Duration
Days

Space

Rented Space (sq.m.)

Halls

Open air

Total

Total

Foreign

Total

Foreign

from ...
Countries

Total

Foreign

Exhibitors with
their own stands

Represented
firms

Admis-
sion for
Trade/
Public

Tickets ▲

Total

Foreign

Exhibitors

Visitors

	Interval Years	Duration Days	Space				from ... Countries	Exhibitors with their own stands		Represented firms		Admis- sion for Trade/ Public	Tickets ▲	
			Total	Foreign	Total	Foreign		Total	Foreign	Total	Foreign		Total	Foreign
EXPOSALUTE - Mostra internazionale dei prodotti, delle attrezzature e dei servizi per la prevenzione e la tutela della salute	1	3	2.870	2.870	320		140	8	43	28		8.951	251	
FLUIDTRANS COMPOMAC - Biennale Internazionale delle Trasmissioni di potenza e Movimento, Comandi, Controlli e Progettazione	2	4	24.521	24.521	4.485		618	223	195	144		32.298	8.965	
FRANCHISING & PARTNERSHIP - Salone internazionale delle formule innovative nel commercio e nei servizi	1	4	9.519	9.519	1.047		260	28	91	11		19.904	995	
MACEF AUTUNNO - Mostra internazionale articoli per la tavola, casainghi e da regalo - argenteria - orficeria - orologeria	1	4	125.181	125.181	16.711		3.040	659	33			80.494	9.813	
MACEF PRIMAVERA - Mostra internazionale articoli per la tavola, casainghi e da regalo - argenteria - orficeria - orologeria	1	4	142.109	142.109	16.914		3.189	616	35			66.809	13.183	
MIART - Fiera d'arte moderna e contemporanea	1	4	8.915	8.915	1.064		228	38				30.885	*	
MICAM - SHOEVENT I	1	4	47.790	47.790	4.406		1.203	158				31.010	11.370	
MICAM - SHOEVENT II	1	4	48.727	48.727	5.128		1.229	180				33.854	13.648	
MIDO - Mostra internazionale di ottica, optometria e oftalmologia	1	4	49.037	49.037	20.467		899	458	403	337		38.159	21.137	
MIFED - Indian summer cinema and television international multimedia market	1	5	8.500				*					4.457	3.980	
MIFUR - Salone Internazionale della Pellicceria e della Pelle	1	5	41.000	20.179	3.310	20.821	29	9	252	74		10.842		
MILANO INTERNAZIONALE DELL'ANTIQUARIATO	1	9	4.414	4.414	675		127	8				14.172	*	
MILANOVENDEMODA I	1	4	4.962	4.962	1.226		171	52	11			14.131	4.199	
MILANOVENDEMODA II	1	4	4.037	4.037	1.003		143	43				12.499	3.939	
MIPEL - Mercato internazionale della pelletteria I	1	4	18.028	18.028	3.026		407	105	100	32		16.333	6.893	
MIPEL - Mercato internazionale della pelletteria II	1	4	17.766	17.766	3.243		390	103	92	25		16.688	6.984	
MODAIN - Tessuto & accessori I	1	3	18.350	18.350	3.478		513	131				18.820	3.752	
MODAIN - Tessuto & accessori II	1	3	15.464	15.464	2.806		454	101				19.872	4.592	
MODAPRIMA - Mostra internazionale della maglieria e dell'abbigliamento I	1	3	2.436	2.436	379		84	9	10	10		2.056	1.051	
MODAPRIMA - Salone Internazionale delle Collezioni Moda e Accessorio II	1	3	2.732	2.732	225		92	8				2.330	1.351	
MODIT - Presentazione internazionale collezioni donna e dell'accessorio moda I	1	4	5.119	5.119	838		171	28				14.131	4.199	

Recognized by UFI-Union des Foires Internationales (Union of International Trade Fairs)

* Ascertained by representative sampling

▲ For the definitions see page 6/7

* not audited

2002 Events by Cities		Interval	Duration	Space				Exhibitors				Visitors			
Years	Days	Rented Space (sq.m.)		Exhibitors with their own stands		Represented firms		Tickets		Admission for Trade/Public		Total		Total	
		Total	Foreign	Total	Foreign	Total	Foreign	Total	Foreign	Total	Foreign	Total	Foreign	Total	Foreign
			Halls	Open air	from ... Countries										
			Total	Total	Foreign	Total	Foreign	Total	Foreign	Total	Foreign	Total	Foreign	Total	Foreign
MODIT - Presentazione internazionale collezioni donna e dell'accessorio moda II	1	4	4.094		682			144	23					12.472	3.939
MOSTRA CONVEGNO EXPOCOMFORT - Esposizione internazionale riscaldamento, condizionamento, refrigerazione, idrosanitari, arredamento bagno	1	5	142.586	142.531	33.978	55		2.608	1.195	304	101			147.448	23.502
Salone internazionale del complemento d'arredo	1	6	4.748	4.748	304			110	8					185.771	86.142
Salone internazionale del giocattolo	1	4	14.874	14.874	639			154	12	45	43			40.822	4.898
Salone internazionale del mobile	1	6	144.257	144.257	16.281			1.434	214					185.771	86.142
SASMIL - Salone internazionale degli accessori e dei semilavorati per la fabbricazione e la finitura dei mobili, degli imbottiti e dei manufatti di legno in genere	2	5	25.735	25.735	3.369			572	137	76	52			85.532	43.792
SICUREZZA - Mostra internazionale di apparecchiature, sistemi e servizi per la sicurezza integrata	2	4	20.769	20.759	3.384			456	138					32.929	1.891
SMAU - Esposizione internazionale dell'Information & Communications technology	1	5	58.333	57.916	6.250	417		1.818	475	478	210			451.538	4.923
SPOSAITALIA	1	4	5.933	5.933	680			106	15					4.395	1.012
XYLEXPO - Biennale mondiale delle macchine ed accessori per la lavorazione del legno	2	5	66.902	66.341	14.986	561	155	879	253					85.532	43.792
Minden (D) Stadt-Land-Fluss - Regional Consumer Exhibition	2	5	4.536	3.001	45	1535		173	2				P	14.614	
Montpellier (F) Montpellier international multi branch fair	1	10	32.605	25.918	4.649	6.687	42	935	179	723	283		P	225.213	1.548
Mulhouse (F) Mulhouse international multi branch fair	1	9	23.146	15.949	458	7.197	262	552	36	574	273		P	90.204	125
Munich (D) Analytica	2	4	26.411	26.411	5.492			1.040	334	50	38		T/P	33.708	9.545
C-B-R electronica	1	9	47.396	47.396	8.091			1.207	529	24	11		T/P	180.967	
ELTEC	2	4	91.078	91.078	30.736			3.003	1.654	505	387		T/P	77.242	24.717
EXPO REAL	1	3	12.842	12.842	205			331	12				T/P	15.259	806
FAIRWAY	1	3	19.616	19.616	2.251			1.157	210	31	7		T	22.227	2.890
Farbe	1	2	2.803	2.803	337			125	24	1	1		T	1.876	419
GOLF EUROPE	3	4	22.838	22.838	4.003			340	71	38	11		T/P	45.936	6.932
HEIM + HANDWERK/designale	1	3	9.564	9.564	4.848			309	176				T/P	4.512	1.872
	1	9	40.131	40.131	5.902			1.248	208	177	24		P	151.662	

2002 Events by Cities

Interval
Years

Duration
Days

Space

Rented Space (sq.m.)

Halls

Open air

Total

Total

Foreign

Total

Foreign

from ...
Countries

Total

Foreign

Exhibitors

Exhibitors with
their own stands

Represented
firms

Admis-
sion for
Trade/
Public

Visitors

Tickets ▲

Total

Foreign

I.H.M.	1	7	66.747	64.163	9.399	2.584	414	48	1.925	547	316	105	T/P	180.967	6.533
IFAT	3	5	102.332	89.728	17.317	12.604	2.421	39	2.042	514	142	49	T/P	97.245	28.693
IMMOFAIR/RESIDENCE	1	2	3.000	3.000	898			14	246	74			P	5.962	
inhorghenta	1	4	41.324	41.324	7.228			51	1.348	456	1	1	T	30.411	7.566
INTERFORST	4	5	25.136	4.263	779	20.873	5.320	18	356	104	10	1	T/P	45.307	6.167
INTERMOT	2	5	60.224	60.224	33.714			38	1.041	745	17	13	T/P	147.181	29.436
ispo - Summer	1	4	57.972	57.956	33.177	16		49	1.405	1.074			T	34.985	18.892
ispo - Winter	1	4	88.994	88.994	56.591			46	1.584	1.194			T	47.565	30.083
MATERIALICA	2	3	3.882	3.882	888			16	270	73	1		P	5.785	995
SYSTEMS	1	5	39.526	39.526	2.244			32	1.670	212	2		T/P	72.950	6.128
Münster (D) Antiques Exhibition	1	4	1.798	1.798	146			4	67	6			P	6.521	
Frühling-Blumen-Freizeit und Reisen - Regional Consumer Exh.	2	9	4.687	4.673	176	14		6	184	7			P	44.368	
MS - Münsterlandschau - Regional Consumer Exh.	1	5	5.084	4.980	34	104		3	207	2			P	17.207	
Nancy (F) Nancy international multi branch fair	1	11	23.500	14.930	1.536	8.570	35	53	642	74	517	230	P	131.818	
Nantes (F) CARREFOUR DU BOIS - International timber trade show	2	3	4.665	4.665	933			17	342	69	76	15	T	8.962	582
FIRST - Inter regional forum on subcontracting, services and technologies	2	3	2.998	2.998					261				T	6.551	
Nantes international multi branch fair	1	11	39.292	15.729	450	23.563		39	797	27	411	188	P	113.407	501
SEIPRA - MAINTENANCE - Industrial electronics computerised production, robotics, automatism and measuring exhibition	2	3	3.948	3.948	9			17	194	1	293	165	T	Incl. In First	
Naples (I) Campionaria internazionale d'Oltremare	1	16	99.220	48.090	11.990	51.130	3.330		401	86	457	37		377.265	2.105
EXPOSUDHOTEL - Salone delle attrezzature alberghiere, turistiche e di pubblico esercizio per il Mezzogiorno e l'Oltremare	1	5	8.200	8.200	1.400				169	2	84	62		15.708	779
MEDIEL - Salone dell'Elettrotecnica, Elettronica ed Illuminazione	2	3	10.750	10.500	500	250			234	4				41.000	500
NAUTICSUD - Salone internazionale della nautica	1	9	19.020	15.370	2.920	3.650	2.950		216	74	159			65.781	610

Recognized by UFI-Union des Foires Internationales (Union of International Trade Fairs)

* Ascertained by representative sampling

▲ For the definitions see page 6/7

* not audited

2002 Events by Cities		Interval Years	Duration Days	Space						Exhibitors				Visitors			
				Rented Space (sq.m.)						Exhibitors with their own stands				Represented firms		Tickets ▲	
				Total	Halls		Open air		Total	Foreign	Total	Foreign	Total	Foreign	Admis- sion for Trade/ Public	Total	Foreign
					Total	Foreign	Total	Foreign									
SIFUC - Salone internazionale della ferramenta, utensileria e colori	2	3	11.661	11.179	706	482				328	31	81	76	23.604	597		
Neustadt/Aisch (D) wefa - Regional Consumer Exhibition	2	9	2.465	1.649		816				110				11.519			
Nevers (F) Nevers multi branch fair	1	10	8.119	5.905	146	2.214				223	9			42.534			
Nice (F) Nice international multi branch fair	1	10	16.583	12.841	3.879	3.742	761			586	88	418	195	134.906	4.551		
Niort (F) Niort multi branch fair	1	9	20.036	9.610		10.426				446				91.687			
Nitra (SK) Agrokomplex	1	6	25.163	6.625	1.833	18.538	3.421			684	126			145.584	7.279		
Christmas markets	1	4	859	839	37	20				130	3			*			
Coopexpo	1	6	1.456	1.420	88	36				68	3			*			
Furniture and Living / Homelight / Bytex / Forum of design	1	6	17.389	16.455	785	934				402	21			112.180	1.121		
Gardenia / Enviro	1	4	498	300	4	198	2			93	2			23.838			
International Engineering Fair Eurowelding / Castex / Stavmech / Chempplast / EMA	1	4	21.528	13.822	2.762	7.706	275			757	225	226	206	23.527	1.646		
Lignumexpo / Forest / Interior / Conex	1	4	5.992	4.189	391	1.803	25			140	14			13.549	677		
Quality / Slovak Gold	1	4	483	483						29				*			
Trading markets	1	6	263	226		37	18			50	3			*			
Nuremberg (D) BeBoSa	4	3	1.845	1.687	220	158				63	22			1.494	523		
BIO FACH	1	4	31.043	31.043	15.701					1.921	1.253			27.787	8.921		
BRAU/Beviale & Getfab	1	3	40.710	40.710	13.702					1.510	522			36.270	8.487		
CONSUMENTA - Regional Consumer Exhibition	1	9	31.150	31.050	2.940	100				937	96			211.399			
Direkt Markt	1	3	3.195	3.195	202					172	18			5.779			
ENKON	2	3	2.215	2.215	143					109	7			3.059	135		
e-procure	1	3	2.485	2.485	106					162	7			3.061	162		
FREIZEIT, GARTEN + TOURISTIK	1	9	31.268	31.268	1.669					586	52			185.997			
GalLaBau	2	4	39.036	39.036	5.435					847	121			49.219	3.450		
Holzbau und Ausbau	2	4	14.140	12.075	1.214	2.065				290	34			23.836	1.716		

2002 Events by Cities

Interval
Years

Duration
Days

Space

Rented Space (sq.m.)

Halls

Foreign

Total

Open air

Foreign

Total

from ...
Countries

Foreign

Total

Exhibitors

Exhibitors with
their own stands

Foreign

Total

Represented
firms

Foreign

Total

Visitors

Admission for
Trade/
Public

Foreign

Total

Tickets ▲

Foreign

Total

	Interval Years	Duration Days	Space						Exhibitors			Visitors		
			Total	Foreign	Total	Foreign	Total	Foreign	from ... Countries	Foreign	Total	Admission for Trade/ Public	Foreign	Total
HOLZ-HANDWERK/fensterbau-frontale	2	4	78.837	9.969	56			24	1.347	235		T	86.931	8.693
IFH/INTHERM	2	4	37.592	2.408			14	586	54	91	15	T/P	40.837	408
IKK	1	3	29.951	15.744			38	798	497			T	23.444	10.550
IMA	1	4	9.460	530			10	105	21			T	6.328	677
Interzoo	2	4	38.437	20.363			43	1.015	691			T	22.718	9.927
IWA	1	4	24.825	15.025			42	956	694			T	24.741	13.480
POWTECH/TechnoPharm/Explorisk	2	3	21.085	3.843			24	864	190			T	13.405	3.664
RESALE	1	3	10.150	2.384	1.286	101	31	437	141	88	18	T/P	10.356	6.440
SMT/Packaging/HYBRID	1	3	12.186	2.162			27	576	158	113	100	T	23.992	6.717
Spielwarenmesse - International Toy Fair	1	6	106.465	46.680			57	2.765	1.627			T	80.304	35.595
SPS/IPC/DRIVES	1	3	25.018	1.482			18	779	89	65	32	T	22.938	2.010
Oberwart (A) Building Fair	1	4	5.698	165			6	195	9	45	4	T/P	10.270	
Offenbach (D) International Leather Goods Fair - Autumn	1	3	11.003	2.204			20	239	97			T	4.133	1.026
International Leather Goods Fair - Spring	1	3	11.551	2.097			18	253	103			T	4.402	1.054
Modeforum International - April	1	3	10.197	1.801			11	189	55			T	3.893	855
Modeforum International - October	1	3	9.958	1.781			13	181	52			T	3.789	796
Werkstätten Messe - Sheltered Workshops	1	4	2.321	30			2	92	1	24		T	5.002	79
Offenburg (D) Badische Weinmesse - Regional Wine Exhibition	1	1	1.455	1.455			1	98				T/P	2.282	
EURO CHEVAL	1	5	18.009	8.707	9.302	264	11	388	64	19	8	P	53.605	6.111
FreizeitAktiv	2	4	6.020	4.427	1593		3	153	3			P	16.052	
OBERRHEIN-MESSE - Regional Consumer Exhibition	1	9	23.058	11.095	11.963	41	24	573	61	66	6	P	88.374	
Orange (F) Orange multi branch fair	1	9	14.853	2.948	11.905			166	4	42		P	27.524	
Örebro (S) Hem & Villa - Home and Villa	1	4	3.441	3.362	79		5	147		37		P	20.195	
Orléans (F) Orléans multi branch fair	1	10	18.543	10.193	8.350		11	379	2	65	24	P	63.609	

Recognized by UFI-Union des Foires Internationales (Union of International Trade Fairs)

* Ascertained by representative sampling

▲ For the definitions see page 6/7

* not audited

2002 Events by Cities		Interval	Space		Exhibitors			Visitors		
Years	Duration Days	Rented Space (sq.m.)		Exhibitors with their own stands		Represented firms		Tickets ▲		
		Total	Foreign	Total	Foreign	Total	Foreign	Total	Foreign	Admission for Trade/Public
			Halls	Open air	from ... Countries					
			Total	Total	Total	Total	Total	Total	Total	Total
			Foreign	Foreign	Foreign	Foreign	Foreign	Foreign	Foreign	Foreign
Oslo (N)										
Gave- & Interiørmessen - Gift- & Interior Exh., Autumn	4	14.054	14.054			9	393	16	13.498	T
Gave- & Interiørmessen - Gift- & Interior Exh., Spring	4	10.829	10.829			9	330	13	11.124	T
Industridagene	4	11.953	11.953			4	281	455	11.610	T
IT Expo	3	1.374	1.374			3	53	34	5.600	T
Jobb & Utdanning	4	7.247	7.247			24	375	82	29.207	P
Reiseliv - International Travel Trade Fair	4	7.430	7.430			60	265	698	38.277	P
Rom	4	2.695	2.695			3	102		23.717	T
Sjøen for Alle - The Norwegian International Boat Show	10	12.952	12.952	20		8	221	21	47.702	P
VVS-dagene	5	8.529	8.529			5	212	12	23.064	T
Osnabrück (D)										
Osnabrücker Messe - Regional Consumer Exhibition	2	4.594	4.010	584	90	4	155	3	20.834	P
Paderborn (D)										
PaderBau - Building Exhibition	1	1.772	1.343	429		1	96		4.698	P
Padova (I)										
Fiera Campionaria Internazionale di Padova	1	30.729	28.263	2.466	2.234		647	102	222.485	
FLOMART - Salone Internazionale Fiorovivaismo e Giardinaggio	1	15.734	15.593	141	1.353		411	99	24.301	
FLOMART/MIFLOR - Salone Internazionale Fiorovivaismo, Attrezzature e Giardinaggio	1	31.702	27.244	4.458	1.801		1.000	206	40.125	
SEP POLLUTION - Città e Ambiente - Salone internazionale dei servizi pubblici, tecnologie per i servizi urbani e per la lotta contro gli inquinamenti	2	25.504	21.095	4.409	1.471		459	120	20.731	
TRAMAG - Salone Internazionale della logistica industriale. Trasporti interni, magazzino, containerizzazione e manutenzione	2	13.436	11.884	1.552	1.012		226	223	8.080	
Palermo (I)										
Fiera del Mediterraneo Campionaria internazionale	1	24.223	13.996	10.227	2.386		555	89	249.165	*
Paris (F)										
APPROFAL - Trade show for providers, parts manufacturers and new technologies	1	2.390	2.390		245	6	102	43	*	T
CADEAU & ENTREPRISE - Incentive, promotional and business gift european exhibition	1	1.261	1.261	69		8	121	8	1.811	T
DA EXPO - International vending show	2	8.227	8.227	2.385		12	209	60	12.677	T
DISTRIRAMA - Volume buyers non food trade show (January)	1	18.113	18.113	2.315		7	269	29	7.581	T

2002 Events by Cities

Interval
Years

Duration
Days

Space

Rented Space (sq.m.)

Halls

Total Foreign

Total Foreign

Total Foreign

Total Foreign

Total Foreign

Total Foreign

Total Foreign

Total Foreign

Total Foreign

Total Foreign

Total Foreign

Total Foreign

Total Foreign

Total Foreign

Total Foreign

Total Foreign

Total Foreign

Total Foreign

Total Foreign

Total Foreign

Total Foreign

Total Foreign

Total Foreign

Total Foreign

Total Foreign

Total Foreign

Total Foreign

Total Foreign

Total Foreign

Total Foreign

Total Foreign

Total Foreign

Total Foreign

Total Foreign

Total Foreign

Total Foreign

Total Foreign

Total Foreign

Exhibitors with
their own stands

from ...
Countries

Total Foreign

Total Foreign

Total Foreign

Total Foreign

Total Foreign

Total Foreign

Total Foreign

Total Foreign

Total Foreign

Total Foreign

Total Foreign

Total Foreign

Total Foreign

Total Foreign

Total Foreign

Total Foreign

Total Foreign

Total Foreign

Total Foreign

Total Foreign

Total Foreign

Total Foreign

Total Foreign

Total Foreign

Total Foreign

Total Foreign

Total Foreign

Total Foreign

Total Foreign

Total Foreign

Total Foreign

Total Foreign

Total Foreign

Total Foreign

Total Foreign

Total Foreign

Total Foreign

Total Foreign

Admission for
Trade/
Public

T

T

T

T

T

T

T

T

T

T

T

T

T

T

T

T

T

T

T

T

T

T

T

T

T

T

T

T

T

T

T

T

T

T

T

T

T

T

T

Represented
firms

Total Foreign

Total Foreign

Total Foreign

Total Foreign

Total Foreign

Total Foreign

Total Foreign

Total Foreign

Total Foreign

Total Foreign

Total Foreign

Total Foreign

Total Foreign

Total Foreign

Total Foreign

Total Foreign

Total Foreign

Total Foreign

Total Foreign

Total Foreign

Total Foreign

Total Foreign

Total Foreign

Total Foreign

Total Foreign

Total Foreign

Total Foreign

Total Foreign

Total Foreign

Total Foreign

Total Foreign

Total Foreign

Total Foreign

Total Foreign

Total Foreign

Total Foreign

Total Foreign

Total Foreign

Total Foreign

Tickets ▲

Total Foreign

Total Foreign

Total Foreign

Total Foreign

Total Foreign

Total Foreign

Total Foreign

Total Foreign

Total Foreign

Total Foreign

Total Foreign

Total Foreign

Total Foreign

Total Foreign

Total Foreign

Total Foreign

Total Foreign

Total Foreign

Total Foreign

Total Foreign

Total Foreign

Total Foreign

Total Foreign

Total Foreign

Total Foreign

Total Foreign

Total Foreign

Total Foreign

Total Foreign

Total Foreign

Total Foreign

Total Foreign

Total Foreign

Total Foreign

Total Foreign

Total Foreign

Total Foreign

Total Foreign

Total Foreign

Recognized by UFI-Union des Foires Internationales (Union of International Trade Fairs) * Ascertained by representative sampling ▲ For the definitions see page 6/7 * not audited

2002 Events by Cities	Interval Years	Duration Days	Space				Exhibitors				Visitors								
			Rented Space (sq.m.)				Exhibitors with their own stands				Represented firms				Tickets ▲				
			Total	Halls		Open air		Total	from ... Countries		Total	Foreign		Total	Admis- sion for Trade/ Public		Total	Foreign	
				Total	Foreign	Total	Foreign		Total	Foreign		Total	Foreign		Total	Foreign			
INTERFILIERE - International exhibition for fabrics and accessories for lingerie, swimwear, men's underwear, sport, fitness, ready-to-wear and haute-couture	1	4	6.294	6.294	4.687				24	180	127				T	13.007	7.573		
INTERGLACES - International trade fair of techniques of ice cream and ices	3	5	935	935	393				5	33	12				T	Incl. in European	5.104		
International Agricultural Show (SIA)	1	9	38.827	38.827	2.011				20	595	56				P	606.945	5.104		
International and trade fair for furnishing and decoration	1	5	76.952	76.952	24.994				39	722	281				T	*	3.320		
International Paris motor show	2	18	85.839	80.934	42.844	4.905	3.512		22	535	226				P	1.447.753	3.320		
INTERSELECTION - Life, city, fashion (May)	1	3	7.247	7.247	2.960				23	352	162				T	6.581	1.953		
INTERSELECTION - Life, city, fashion (November)	1	3	7.362	7.362	2.955				23	349	163				T	6.680	1.556		
INTERSUC - International chocolate, confectionery, pastry, biscuit and gourmet products exhibition	1	5	1.633	1.633	132				2	60	5				T	Incl. in European			
LE NOUVEAU SEHM - Europe's fashion exhibition for modern men (January)	1	2	913	913	641				8	57	40				T	Incl. in Who's Next			
LE NOUVEAU SEHM - Europe's fashion exhibition for modern men (September)	1	4	238	238	158				5	18	12				T	Incl. in Who's Next			
Lingerie fabrics, "second skin", lace, embroidery, yarns and textile accessories, daywear, nightwear, foundations, sport fitness, men's product	1	4	12.506	12.506	8.091				24	432	304				T	20.575	10.681		
MACHINE-OUTIL - international exhibition of production equipment for the mechanical industries	2	5	33.575	33.575	6.522				27	345	94				T	93.428	3.111		
MAISON & OBJET - The international homestyle exhibition : decoration, giftware and tableware (January)	1	5	95.383	95.383	28.519				47	2.394	604				T	64.055	19.012		
MAISON & OBJET - The international homestyle exhibition : decoration, giftware and tableware (September)	1	5	91.536	91.536	27.684				43	2.311	607				T	53.455	14.831		
M'B MONTRES & BIJOUX / BIJOURHCA - International trade show dedicated to costume jewellery, silver and gold plated jewellery, designers, hair and fashion accessories	1	4	5.533	5.533	1.195				20	192	53				T	7.045	829		
MECANELEM - MECATRONIC - Fluid power transmission international exhibition	2	5	21.387	21.387	1.923				26	459	58				T	Incl. in Machine-Util	989		
MIDEC - international shoe fashion fair (March)	1	3	7.931	7.931	2.213				12	269	94				T	10.120	2.202		
MIDEC - international shoe fashion fair (September)	1	3	8.286	8.286	2.097				10	286	92				T	12.148	2.202		
MIDEST - International subcontracting exhibition tailor-made solutions for industry	1	4	28.840	28.840	6.845				28	2.068	631				T	47.332	5.206		
MIT INTERNATIONAL - international exhibition of group tourism	1	4	14.352	14.352	8.407				93	1.312	355				T	12.303	2.151		
MOD'AMONT - Fashion trimmings and supplies trade fair (February)	1	4	4.271	4.271	2.745				11	192	127				T	17.050	10.956		

2002 Events by Cities

Interval
Years

Duration
Days

Space

Rented Space (sq.m.)

Halls

Open air

Total

Total

Foreign

Foreign

from ...
Countries

Total

Foreign

Exhibitors

Exhibitors with
their own stands

Represented
firms

Admis-
sion for
Trade/
Public

Visitors

Tickets ▲

Total

Foreign

	Interval Years	Duration Days	Space						Exhibitors			Visitors				
			Rented Space (sq.m.)			Exhibitors with their own stands			Represented firms			Admis- sion for Trade/ Public				
			Halls		Open air	Total		Foreign	Total		Foreign	Total		Total	Foreign	
			Total	Foreign	Total	Foreign	from ... Countries	Total	Foreign	Total	Foreign	Total	Foreign			
MOD'AMONT - Fashion trimmings and supplies trade fair (September)	1	4	4.540	4.540	3.008				12	203	137	14	11	T	19.004	12.396
Paris international boat show	1	11	57.516	57.516	8.524			33	783	100		939	447	P	278.318	2.428
Paris international multi branch fair	1	13	88.376	85.243	15.309	3.133	725		85	2.289	592	247	138	P	692.740	
PHARMAGORA	1	3	10.225	10.225	378				9	248	11	207	9	T	34.266	5.653
Pool and garden exhibition	1	14	13.208	12.539	846	669	152		5	164	11			P	Incl. in Paris fair	
PREMIERE CLASSE - Designer fashion accessories exhibition (March)	1	4	2.453	2.453	1.199				18	268	124			T	12.236	6.734
PREMIERE CLASSE - Designer fashion accessories exhibition (October)	1	4	2.439	2.439	1.239				17	276	125			T	11.686	6.764
PREMIERE VISION - The world's premier fabric show (February)	1	4	41.016	41.016	33.028				13	775	596			T	32.634	25.191
PREMIERE VISION - The world's premier fabric show (September)	1	4	40.993	40.993	33.215				18	769	594			T	34.249	25.722
PRÉT A PORTER PARIS (January)	1	4	24.869	24.869	9.827				33	1.072	484			T	38.765	16.476
PRÉT A PORTER PARIS (September)	1	4	24.821	24.821	10.723				44	1.111	554			T	39.657	18.453
SATIS - Sound and image technologies exhibition	1	3	7.768	7.768	1.057				7	207	23	15		T	18.787	553
Saving and investment forum	1	3	4.414	4.414	74				2	130	3			P	53.235	
SIAL - International food products exhibition	2	5	106.026	106.026					94	4.644	3.428	535	267	T	135.285	66.290
SILMO - International optics and eyewear exhibition	1	4	33.376	33.376	13.618				30	888	595			T	26.413	9.844
SITL - International week of transport and logistics	1	4	16.403	16.403	3.844				24	404	89	281	82	T	19.678	1.514
The international gardens, parks, plants and town planning trade exhibition	2	3	8.332	8.332	2.660				20	262	120	21	14	T	Incl. in Hortimat	
The leading trade show of the direct marketing and customer relationship	1	3	3.181	3.181	204				4	154	6	3	1	T	16.584	284
Tourism and travel	1	4	3.995	3.995	569				43	176	37	222	177	P	103.391	556
UNIVERS D'ENFANTS - Professional international exhibition of children's products	1	5	12.984	12.984	1.514				26	264	48	212	163	T	11.235	734
VIVE LA MAISON !	1	11	6.541	6.541	537				4	149	12			P	30.777	
WHO'S NEXT - The exhibition of tomorrow's fashion (January)	1	4	7.593	7.593	2.588				16	189	63	12	3	T	24.176	8.944
WHO'S NEXT - The exhibition of tomorrow's fashion (September)	1	4	7.870	7.870	2.853				23	271	103	9	4	T	23.744	8.150
World packaging exhibition	2	5	73.385	73.385	22.926				45	1.560	578	829	576	T	106.117	36.790

Recognized by UFI-Union des Foires Internationales (Union of International Trade Fairs)

* Ascertained by representative sampling

▲ For the definitions see page 6/7

* not audited

2002 Events by Cities		Interval Years	Duration Days	Space				Exhibitors				Visitors						
				Rented Space (sq.m.)				Exhibitors with their own stands				Represented firms		Tickets ▲				
				Total	Halls		Open air		Total	from ... Countries		Total	Foreign	Total	Foreign	Admis- sion for Trade/ Public	Total	Foreign
					Total	Foreign	Total	Foreign		Total	Foreign							
World wide models miniatures and scale models show - Games exhibition	1	9	5.281	5.281	461				235	18	208	208	P	190.578				
Parma (I) CIBUS - Salone internazionale dell'alimentazione	2	5	49.201	48.943	3.471	258		948	38	1.027	184			84.008	5.184			
GOTHA - Mostra internazionale di antiquariato	2	9	3.279	3.279	348			97	10					9.468	*			
MERCANTEINFIERA - Mostra internazionale del modernariato, antichità e collezionismo	1	9	21.842	21.842	682			1.137	40					59.958	390			
MERCANTEINFIERA - Mostra internazionale del modernariato, antichità e collezionismo	1	9	22.258	22.258	714			1.150	40					63.138	622			
Passau (D) Drei Länder Ausstellung - Regional Consumer Exh.	1	9	8.631	6.837	988	1794	76	306	43				P	44.538				
Pau (F) Pau multi branch fair	1	10	14.753	6.658	108	8.095		341	6				P	78.100				
Périgueux (F) Périgueux multi branch fair	1	10	23.904	6.500	9	17.404		270	1				P	56.739				
Perpignan (F) Perpignan multi branch fair	1	9	8.358	4.607	179	3.751	100	242	11				P	34.510				
Pirmasens (D) plw - leather and more	1	2	3.130	3.130	454			156	68				T	512	71			
Piteå (S) Nolla Gastro		2	1.386	1.386				66		44			T	1.446				
Stora Nolla		9	33.259	6.655		26.604		517		130			P	118.474				
Plauen (D) VOREA - Regional Consumer Exhibition	2	9	5.051	3.961	222	1090	27	221	22	21			P	40.526				
Poitiers (F) Poitiers multi branch fair	1	10	12.212	4.274	125	7.938		253	9	33			P	65.937				
Porto (P) ALIMENTAÇÃO / HOTELMAQ - International Food Exhibition / International Exhibition of Products and Services for the Hotel and Catering Industry	2	5	10.765	10.765	2.238			365	98	186	138		T	24.318	381			
BRIEFING EXPO / PUBLISH EXPO	1	4	1.341	1.341	396			76	22	62	50		T/P	incl. in DIDÁCTICA				
BRINDE - Toys and Gifts Exhibition	1	4	2.439	2.439	588			76	17	49	41		T	incl. in CERANOR				
CAMPISPORT - Camping, Caravanning and Sports Exhibition	1	9	8.837	8.837	563			111	14	12	9		P	23.120				
CASATÉXTEL - International Household Textiles and Decoration Exhibition	1	3	6.938	6.938	453			151	16	17	17		T	9.360	955			

2002 Events by Cities

Interval
Years

Duration
Days

Space

Rented Space (sq.m.)

Halls

Total

Foreign

Total

Foreign

Open air

Total

Foreign

from ...
Countries

Total

Foreign

Exhibitors

Exhibitors with
their own stands

Represented
firms

Tickets ▲

Admission for
Trade/
Public

Total

Foreign

Visitors

	Interval Years	Duration Days	Space				from ... Countries	Exhibitors with their own stands		Represented firms		Tickets ▲	
			Total	Foreign	Total	Foreign		Total	Foreign	Total	Foreign	Total	Foreign
CERANOR - Ceramics, Glass, Decorative Arts and Household Gadgets Exhibition	1	4	22.843	4.318	22.843		6	544	119	176	163	28.867	1520
CONCRETA - International Building Materials Exhibition	1	5	29.020	8.916	28.316	704	8	929	355	433	351	92.588	1114
DIDÁCTICA - Exhibition of Educational Products and Services	1	4	1.728	98	1.728		3	91	6	12	12	10.846	8
EMAF - International Machines-Tool and Accessories Exhibition	2	5	28.184	16.291	28.184		22	1064	598	1070	975	57.367	1025
EXPOAVENTURA - 4wd Vehicles Meeting	1	4	42.332	45	1.792	40.540	1	65	1			12.682	
EXPOCOSMÉTICA - International Exhibition of Cosmetics	1	3	5.858	1.146	5.858		9	156	45	72	55	12.019	39
EXPOCouro/PIPELE - International Leather Exhibition	1	3	5.519	1.054	5.519		5	173	68	53	33	5.416	76
EXPOMÓVEL - Furniture, Lighting Exhibition	1	9	8.607	190	8.607		8	131	11	15	13	45.563	
EXPORTHOME - Furniture, Lighting and Household Goods for Export	1	5	26.577	2.864	26.577		11	348	67	15	14	24.731	1677
EXPOSIÇÃO CANINA - International Dog Show of Northern Portugal	1	2	12.417		12.417			45				3.545	
EXPOTURIS - Holidays and Tourism Exhibition	1	4	3.758	709	3.758		1	126	38	37	18	8.038	
EXPOVINIS - International Wine Exhibition	2	4	5.091	131	5.091		3	279	8	160	26	8.859	320
FERRÁLIA - Exhibition of Auxiliary Equipment and Supplies for the Wood Industry	2	4	2.488	1.591	2.488		7	102	62	32	27	incl. in FIMAP	
FIMAP - International Woodworking Machines Fair	2	4	14.025	6.462	14.025		14	382	236	70	60	21.633	1.025
FIMI - International Real Estate Market Exhibition	1	4	1.032	1.032	1.032			44				2.211	
FIP/ARTESANATO - International Handicraft Exhibition	1	9	504	207	504		6	31	8			incl. in EXPOMÓVEL	
HABITAT - Home and Garden	1	9	2.088	439	2.088		8	73	23	10	6	incl. in EXPOMÓVEL	
INTERDECORAÇÃO - House, Decoration and Gift	1	4	16.627	2.744	16.627		7	429	91	53	48	18.408	633
INTERMUNICIPAL - Exhibition of Products and Services for Municipalities	2	4	1.665	239	1.665		5	44	11	18	14	incl. in PORTUGAL AMBIENTE	
NAÚTICA - International Boat Show	1	9	3.740	410	3.740			86	6	47	44	8.062	
PORTOJÓIA - International Jewellery, Gold and Watch Exhibition	1	5	7.973	983	7.973		14	232	45	36	29	11.963	136
PORTUGAL AMBIENTE - Exhibition of Services and Equipment for the Environmental Protection	2	4	4.618	865	4.618		8	183	43	141	102	7.535	96
PORTUGAL MÍDIA - Fair for Information Technologies, Telecommunications and Telematics	1	4	4.514	938	4.514		6	113	28	84	75	17.879	118

Recognized by UFI-Union des Foires Internationales (Union of International Trade Fairs)

* Ascertained by representative sampling

▲ For the definitions see page 6/7

* not audited

2002 Events by Cities		Interval Years	Duration Days	Space				Exhibitors				Visitors											
				Rented Space (sq.m.)				Exhibitors with their own stands				Represented firms				Tickets ▲							
				Halls		Open air		Total		Foreign		from ... Countries		Total		Foreign		Admis- sion for Trade/ Public		Total		Foreign	
				Total	Foreign	Total	Foreign	Total	Foreign	Total	Foreign	Total	Foreign	Total	Foreign	Total	Foreign	Total	Foreign	Total	Foreign		
TECNOVINIS - Exhibition of Techniques and Technologies for Wine Growing and Wine Producing				2	3	1.428	697			5	78	20	100	84	T					incl. in EXPOVINIS			
Poznan (PL) AKTIV				1	4	563	42	7		4	42	4		T/P					incl. in TOUR SALON				
ANGLING TRADE FAIR				2	3	894	12			2	43	1		T/P					9.921				
ANIMAL BREEDING EXHIBITION				1	4	2.608		8		1	257			T/P					incl. in POLAGRA FARM				
AUROME				1	4	140	57			4	10	3	3		T/P				incl. in MACH-TOOL				
BUDMA				1	4	50.645	8.271	2.709	65	31	1.352	274	48		T/P				55.854				
BUMASZ				2	4	9.233	669	6.447	982	11	165	40	12		T/P				11.717				
CHILD'S WORLD				1	4	1.392		4		1	56				T/P				1.546				
DOMEXPO				1	4	3.787	647			12	144	29	4		T/P				incl. in MEBLE				
DREMA				1	4	10.604	9.435	1.169	50	19	276	110	35		T/P				incl. in MEBLE				
ELECTRICON				1	4	860	768	92	50	5	46	13	10		T/P				incl. in MACH-TOOL				
ENERGETYKA				1	4	1.144	206	6		6	57	10	5		T/P				incl. in MACH-TOOL				
EURO-REKLAMA				1	3	3.807	91	106		8	227	6	1		T/P				incl. in INFOSYSTEM				
GIFTS AND ORNAMENTS TRADE FAIR				1	3	598	29	6		3	45	2			T/P				incl. in POZNAN FASHION WEEK-AUTUMN				
HYDRO-PNEUMATICA				1	4	817	797	20		3	40	7	15		T/P				incl. in MACH-TOOL				
INFOSYSTEM				1	4	3.686	3.674	12		6	190	47	13		T/P				17.867				
INSTALACJE				2	4	13.994	13.719	275		12	450	45	21		T/P				24.500				
INTERHERBA				1	4	53	53	12		2	7	1			T/P				incl. in BUMASZ				
INTERMASZ				2	4	3.958	1.504			17	197	127	72		T/P				incl. in POZNAN FASHION WEEK-SPRING				
INTERNATIONAL ECONOMIC FORUM				1	4	773	769	4		9	39	23	9		T/P				incl. in MACH-TOOL				
INVESTCITY				1	4	837	837	16		2	59	1			T/P				incl. in POLEKO				
KUCHNIA				2	4	931	931	250		3	23	3	1		T/P				incl. in MEBLE				
LOOK				1	2	1.974	1.974	60		6	114	7	12		T/P				6.727				
MACH-TOOL				1	4	8.716	8.626	90		17	349	157	145		T/P				14.513				
MEBLE				1	4	21.762	20.842	920	52	24	568	131	42		T/P				31.577				
METALFORUM				1	4	1.469	1.220	249	234	8	61	23	12		T/P				incl. in MACH-TOOL				
NATIONAL HORTICULTURAL EXHIBITION				1	4	2.456	1.967	85		5	124	6			T/P				incl. in POLAGRA FARM				
PLASTICHEM				1	4	561	494	67		7	33	6			T/P				incl. in MACH-TOOL				

2002 Events by Cities

Interval
Years

Duration
Days

Space

Rented Space (sq.m.)

Halls

Open air

Total

Total

Foreign

Total

Foreign

from ...
Countries

Total

Foreign

Exhibitors with
their own stands

Represented
firms

Tickets ▲

Admis-
sion for
Trade/
Public

Total

Foreign

Exhibitors

Visitors

	Interval Years	Duration Days	Space				from ... Countries	Exhibitors with their own stands		Represented firms		Tickets ▲	
			Total	Foreign	Total	Foreign		Total	Foreign	Total	Foreign	Total	Foreign
POLAGRA FARM	1	4	17.723	13.462	1.647	4.261	272	566	102	16	14	66.351	T/P
POLAGRA FOOD	1	4	20.176	19.558	4.014	618	50	828	295	35	113	36.452	T/P
POLEKO	1	4	12.488	11.399	2.205	1.089	53	672	189	17	88	20.998	T/P
POLIGRAF - PRODUKT	2	4	3.263	3.263	344			185	31	14	57	incl.in INFOSYSTEM	T/P
POZNAN FASHION WEEK - AUTUMN	1	3	7.976	7.976	2.239			389	125	21	4	10.210	T/P
POZNAN FASHION WEEK - SPRING	1	3	9.525	9.516	1.382	9		413	82	20	2	15.930	T/P
POZNAN MOTOR SHOW	1	5	12.548	8.672	1.496	3.876	953	409	79	19	32	15.960	T/P
SALDENT	1	3	687	687	28			47	4	5	2	incl.in BUMASZ	T/P
SALMED - Medical Technology	2	4	4.376	4.376	215			195	16	6	28	incl.in BUMASZ	T/P
SALMED - Prevention and Health Care	1	4	1.666	1.626	174	40	10	98	8	5	11	incl.in BUMASZ	T/P
SANTEC	2	5	7.175	7.120	833	55		129	25	9	7	incl.in INSTALACJE	T/P
SCIENCE FOR THE ECONOMY	1	4	672	672	18			73	3	2		incl.in MACH-TOOL	T/P
SECUREX	1	4	3.513	3.461	271	52	10	159	15	7	13	incl.in INSTALACJE	T/P
SURFEX	1	4	1.361	1.349	265	12	6	71	20	8	26	incl.in MACH-TOOL	T/P
TAROPAK	1	4	15.854	13.503	3.679	2.351	165	669	243	26	124	incl.in POLAGRA FOOD	T/P
TECHNOGAZ	1	4	495	455	173	40	40	27	12	5	6	incl.in MACH-TOOL	T/P
TOUR SALON	1	4	9.129	8.303	2.328	826	25	660	229	40	23	18.089	T/P
TRANSPORTA	1	4	478	151		327	31	16	2	2	3	incl.in MACH-TOOL	T/P
Prague (CZ)													
ASA - International Fair of Car Spare Parts, Accessories	1	4	1.191	716		475		62		1		incl.in Autoshow	T/P
Autoshow	1	4	6.893	6.392		501		93		1		41.825	T/P
Chemtec	1	3	2.467	2.457	343	10	10	110	14	9	26	4.966	T/P
Hunting and Sporty Arms	1	4	818	818				65		1		incl.in Autoshow	T/P
INTERIER - International Contracting and Sales Exhibition	1	4	1.501	1.501	70			76	2	3		4.650	T/P
ITC Prague-Computer, Communication and Information Technology	1	3	1.467	1.235	82	232		76	5	6	2	incl.in Pragoalarm	T/P
Motorcycle	1	4	4.414	4.414	48			99	1	2	5	43.119	T/P
Music	1	4	1.490	1.471	19	19		89	7	4		8.702	T/P
New Look	1	4	1.039	1.039	21			58	2	2	24	3.423	T/P

Recognized by UFI-Union des Foires Internationales (Union of International Trade Fairs)

* Ascertained by representative sampling

▲ For the definitions see page 6/7

* not audited

2002 Events by Cities		Interval Years	Duration Days	Space				Exhibitors				Visitors							
		Interval Years	Duration Days	Rented Space (sq.m.)				Exhibitors with their own stands				Represented firms				Tickets ▲			
				Halls		Open air		from ... Countries		Total		Foreign		Total		Foreign		Admission for Trade/Public	
				Total	Foreign	Total	Foreign	Total	Foreign	Total	Foreign	Total	Foreign	Total	Foreign	Total	Foreign	Total	Foreign
Pragolarm / Pragosec- International Fair of Security Equipment, Systems and Services, Fire Protection		1	3	2.539	84	2.539		4	113	6	103	103	18.005	T/P		18.005			
Pragodent		1	3	2.735	371	2.714	21	12	150	41	67	64	7.570	T/P		7.570			
Pragointerier / New Design		1	4	5.425	90	5.425		4	269	8			24.107	T/P		24.107			
Pragoligna - International Trade Fair of Woodworking / Tooltec / Windows / Doors / Staircases		1	4	3.754	97	3.585	169	6	162	9	57	3	10.110	T/P		10.110			
Pragomedica / Handicap		1	4	6.087	855	5.889	198	16	350	60	247	241	12.676	T/P		12.676			
Pragoregula / Elexpo		1	3	970	40	965	5	4	76	6	38	34	T/P in Pragotherm	T/P in Pragotherm					
Pragotherm / Frigotherm		1	3	1.679	52	1.530	149	4	112	4	64	59	10.527	T/P		10.527			
SCHOLA NOVA		1	4	605	7	605		2	78	3			1.454	T/P		1.454			
Transped / Comma - Exhibition of Municipal Technology		1	4	2.449	12	248	2.201	2	41				T/P in Autoshow	T/P in Autoshow					
Watches and Jewels		1	4	762	103	762		4	45	3			3.423	T/P		3.423			
Yacht & Caravan Show		1	3	4.514		4.450	64	2	81	1			5.405	T/P		5.405			
Regensburg (D) donà - Regional Consumer Exhibition		2	9	10.382		7.517	2865	1	377				51.053	P		51.053			
Rendsburg (D) NORLA + NORKOFA		1	4	28.670		4.478	24192	3	324	5	74	23	49.337	T/P		49.337			
Rennes (F) Rennes multi branch fair		1	10	14.166		9.268	4.898	31	439	49	181	52	120.407	P		120.407	255		
SPACE - The livestock show - European meeting point		1	4	46.378		28.097	18.281	22	993	218	589	135	112.230	T		112.230	7.699		
Ried im Innkreis (A) AZZ - Car, Bike and accessories exhibition		1	3	4.537		4.467	70	2	42	2	17	12	10.699	P		10.699	489*		
Riihimäki (SF) Ekoteho -messut		3	3	574		574			85		8		4969	T/P		4969			
PIHA -messut		1	3	2494		347	2147		134		23		13464	P		13464			
XV KANSAINVÄLISET ERÄMESSUT		2	4	11974		2022	9952		374		195		50835	P		50835			
Rimini (I) ENADA PRIMAVERA - Mostra internazionale dell'automatiko da divertimento		1	4	12.384		12.384	776		185	17	85	55	17.326			17.326	1.349		
M/A - Mostra internazionale dell'alimentazione		1	5	16.615		16.615	1.267		533	37	189	10	41.455			41.455	2.322		
MONDO NATURA - Salone internazionale del camper, caravan, campeggio e turismo all'aria aperta		1	9	39.607		39.607	16.655		182	26	85	61	84.086			84.086	1.117		
PIANETA BIRRA - Esposizione internazionale di Birre, bevande, snack attrezzature e arredamenti		1	4	19.146		19.146	2.848		294	46	201	116	43.297			43.297	2.345		

2002 Events by Cities

2002 Events by Cities	Interval Years	Duration Days	Space						Exhibitors				Visitors					
			Rented Space (sq.m.)						Exhibitors with their own stands				Represented firms			Tickets ▲		
			Total	Halls		Open air		Total	from ... Countries		Total	Foreign		Total	Foreign		Total	Foreign
	Total	Foreign	Total	Foreign	Total	Foreign	Total	Foreign	Total	Foreign	Total	Admission for Trade/Public	Total	Foreign	Total	Foreign		
SIA - Salone Internazionale dell'Attrezzatura Alberghiera	1	5	33.035	33.035	504						591	14	184	78	40.843		2.249	
SIB - Salone internazionale delle attrezzature e tecnologie per discoteche, locali da ballo, service e teatro	1	4	18.078	18.078	3.318						267	71	254	213	45.109		8.339	
SIGEP - Salone internazionale della gelateria, pasticceria e panificazione artigianali	1	5	31.306	31.306	1.560						487	32	84	31	67.782		7.823	
SUN - Salone internazionale dell'Arredamento e Attrezzature per esterni	1	3	29.741	29.713	892	28					349	13	65	52	22.993		751	
Romans (F) Romans multi branch fair	1	9	21.834	8.460		13.374					389		21		89.731	P		
Rosenheim (D) SOM - Regional Consumer Exhibition	2	9	8.341	6.503	300	1838	146				346	20			45.573	P	1.230	
Rotterdam (NL) Arbeidsmarkt	1	2	2.900	2.900							150				17.469	P		
Binnenhuis & Buitenhuis	1	6	8.000	8.000							250				47.235	P		
BKD Business Dagen	1	2	3.054	3.054							309				9.087	T		
Femina	1	10	9.000	9.000							275				140.771	P		
Immo International	1	3	1.796	1.796							105				1.524	P		
Love & Marriage Beurs	1	2	2.500	2.500							81				5.113	P		
Petrotech	2	3	2.933	2.933							147				3.372	T		
Rouen (F) Rouen multi branch fair	1	11	21.275	11.396	964	9.879					469	28	548	200	102.333	P	1.003	
Saint-Brieuc (F) Saint-Brieuc multi branch fair	1	9	16.493	7.153	33	9.340	50				304	4			66.305	P		
Saint-Etienne (F) Saint-Etienne multi branch fair	1	11	26.166	12.556		13.610					400		26		102.247	P		
Salzburg (A) Alles für den Gast Autumn Internat. Trade fair for the entire catering, restaurant and hotel trade	1	5	24.194	23.816	3.860	378	193				676	145	209	135	37.948	T		
Alles für den Gast Spring Internat. Trade Fair for the catering, restaurant, hotel and food industries	1	4	12.424	12.382	2.157	42					374	84	77	50	8.599	T		
Austrobau Internat. Trade Fair for building, interior design and energy saving	1	4	18.090	18.090	1.751						534	66	26	15	32.667	T/P		

Recognized by UFI-Union des Foires Internationales (Union of International Trade Fairs)

* Ascertained by representative sampling

▲ For the definitions see page 6/7

* not audited

2002 Events by Cities		Interval	Duration	Space				Exhibitors				Visitors			
Years	Days	Rented Space (sq.m.)		Exhibitors with their own stands		Represented firms		Tickets		Admission for Trade/Public		Foreign		Total	
Total	Total	Total	Foreign	Total	Foreign	Total	Foreign	Total	Foreign	Total	Foreign	Total	Foreign	Total	Foreign
Austropharm Trade fair for pharmaceutical products	1	3	2.129	2.129	270			2	87	19	11	T	1.493		
AWT Int. Trade Fair for the car workshop, petrol station equipment, motor vehicle spare parts, accessories, car hi-fi and mobile communication	2	4	8.245	8.225	880	20	4	157	157	27	75	T	11.693		
Creativ Salzburg Autumn	1	3	16.777	16.777	5.992		9	448	448	176	72	T	13.574		
Creativ Salzburg Spring	1	3	12.837	12.827	5.039	10	8	333	333	136	49	T	6.872		
Die Glas Internat. Trade fair for innovations in glass and glazing	1	3	1.363	1.363	284		5	28	28	8	8	T	incl. in Fassade		
e_solutions The information trade fair for more efficient work processes and new areas of business	1	3	1.788	1.668	54	120	3	92	92	5	11	T	2.805		
Esprit Active trade fair for leisure, fitness and healthy living	1	3	1.104	1.104	98		2	57	57	5	3	P	incl. in Hohe Jagd		
Fassade & Dach Internat. Trade Fair for facades, roofing, sealing and insulation technology	1	3	3.227	2.751	346	476	6	69	69	14	8	T	7.108		
Geschenk Creativ Wien Internat. Trade Fair for exclusive gifts and exquisite accessories	1	3	3.183	3.183	893		6	97	97	23	16	T	3.093		
Gewinn MoneyWorld Financial services trade fair for money and capital	1	3	1.577	1.577	142		5	57	57	10	1	T/P	1.731		
Hohe Jagd & Fischerei Internat. Trade Fair for hunters, fishermen and nature lovers, parallel with the Offroad Show	1	3	9.693	8.846	1.872	847	15	229	229	98	42	T/P	33.080		
Holzwerk Trade fair for wooden structures and architecture	1	3	2.088	2.083	321	5	3	76	76	16	2	T	incl. in Fassade		
Interpädagogica Trade fair for teaching aids, school equipment, kindergarten, fitness and sport equipment	1	3	4.933	4.933	670		4	164	164	30	25	T	14.833		
Nutzfahrzeug -Teile und -Zubehör Int. Trade Fair for the HGV workshop and fleet management, services, accessories, spare parts, chemical products, environmental technology	2	4	863	788	448	75	2	22	22	10		T	incl. in AWT		
Smart Automation Austria Trade fair for industrial automation	1	3	5.061	5.061	287		2	131	131	11	98	T	5.674		
TexBo Internat. Trade Fair for creative home design and interior decoration	1	4	14.346	14.346	3.102		10	227	227	86	57	T	8.316		
Tischkultur & Küche Internat. Trade Fair for the tableware, kitchen accessories and household goods	1	3	1.245	1.245	211		2	17	17	5	53	T	incl. in Creativ Autumn		
Tourf Internat. tourism trade fair for holidays, travel and leisure	1	3	4.138	4.138	1.059		12	168	168	52	47	T/P	incl. in Hohe Jagd		
Tracht & Country Classics Autumn Internat. Fashion trade fair for Tracht and country house styles	1	3	9.178	9.178	3.432		6	215	215	108		T	3.318		
Tracht & Country Classics Spring Internat. Fashion trade fair for Tracht and country house styles	1	3	10.354	10.354	4.450		11	252	252	139	22	T	3.819		
Vin Austria Internat. Trade Fair for wine and spirits	1	4	1.933	1.931	319	2	9	126	126	25	8	T/P	989		

2002 Events by Cities

Interval
Years

Duration
Days

Space

Rented Space (sq.m.)

Halls

Total

Foreign

Total

Foreign

Open air

Total

Foreign

from ...
Countries

Total

Foreign

Exhibitors

Exhibitors with
their own stands

Total

Foreign

Represented
firms

Total

Foreign

Visitors

Admis-
sion for
Trade/
Public

Tickets ▲

Total

Foreign

	Interval Years	Duration Days	Space						Exhibitors			Visitors		
			Total	Foreign	Total	Foreign	Open air Total	Foreign	Total	Foreign	from ... Countries	Total	Foreign	Admis- sion for Trade/ Public
Schweinfurt (D) ufra - Regional Consumer Exhibition	2	9	9.454	6.938	2516		1	347				P	81.321	
Schwerin (D) NORD-HAUS	1	3	1.188	954	234		1	66		1		P	2.311	
Sinsheim (D) CAR + SOUND	1	3	12.194	11.694	500	2.305	13	138	39	2	2	T/P	27.105	3.795
DRUCK + FORM	1	4	3.899	3.899		41	6	170	5	4	1	P	5.248	195
Fine Handicrafts Exhibition	1	3	1.282	1.282		124	10	172	14			T/P	8.385	
MOTEK	1	4	22.715	22.715		2.353	15	804	126	89	46	T/P	27.872	3.108
Sollentuna (S) Omsorgsmässan		3	5.311	5.311			5	189			9	T	10.687	
Rent - Industrial & contract cleaning Equipment Trade Fair		3	2.040	2.040			5	80		42		T	6.383	
SH&E - Scandinavian Hospitality, Incentive & Events Exhibition		3	4.990	4.990			8	210		125		T	6.868	
Stockholm Art Fair		5	6.799	6.799			12	160				P	16.898	
Svensk Bageri & Konditorimässa - Bakery Trade Fair		4	6.000	5.840	160		6	111		3		T	10.414	
Trädgård - Gardening Fair		4	3.819	3.580	239		6	191				P	38.019	
Vildmark & Äventyr - Fishing, hunting and outdoor life		3	5.106	4.400	706		4	210		174		P	17.089	
St. Gallen (CH) Ferienmesse - Experience and Information Fair for Holiday and Travel	1	3	5.817	5.604	213	1.800	17	616	353			T/P	28.349	
Stockholm (S) Allt För Hälsan		3	2.739	2.739			1	117				P	17.379	
Allt För Sjön - Stockholm International Boat Show		10	26.967	26.967			12	483		361		P	114.954	
BioTech Forum		3	4.473	4.473			14	336		77		T	5.121	
Det Goda Köket - Stockholm Food & Beverage Show		3	2.524	2.524			7	131				P	17.392	
Elektronik/EP - Electronics		4	11.839	11.839			10	332		29		T	10.619	
Elmia Waste & Recycling		4	7.449	2.244	5.205		6	104		82		T	6.252	
Foodtech Expo		3	966	966			4	48				T	3.033	
Formex Autumn		4	17.607	17.607			11	597		23		T	17.454	
Formex Spring		4	15.762	15.762			8	553		10		T	15.685	

Recognized by UFI-Union des Foires Internationales (Union of International Trade Fairs)

* Ascertained by representative sampling

▲ For the definitions see page 6/7

* not audited

2002 Events by Cities		Interval	Duration	Space				Exhibitors				Visitors	
Years	Days	Rented Space (sq.m.)		Exhibitors with their own stands		Represented firms		Tickets		Admission for Trade/Public		Total	
		Total	Halls	Open air	from ... Countries	Total	Foreign	Total	Foreign	Total	Foreign	Total	Foreign
		Total	Total	Total	Foreign	Total	Foreign	Total	Foreign	Total	Foreign	Total	Foreign
Hem & Villa - Home and Villa	4	12.320	12.320			6	355	55		P		62.440	
Networks Telecom & Infosecurity Scand.	3	10.314	10.314			24	265	198		T		20.228	
Next Step - Scandinavian food & retail convention	3	2.889	2.889			5	118			T		3.033	
Nordbygg - Nordic Building & Construction Fair	5	30.718	30.586	132		10	733	590		T		62.056	
Nordic Road & Traffic	4	3.065	2.423	642		7	93	55		T		6.252	
Nordiska Trädgårdar	4	6.794	6.794			5	180	39		P		44.943	
På två hjul	4	12.169	12.169			16	189	21		P		69.443	
Resmässan - The Travel Fair	3	2.863	2.863			11	156	25		P		13.062	
Scandinavian Fitness Expo	3	2.629	2.629			4	75	1		P		8.607	
Scandinavian Sail- & Motorboat Show	4	7.047	7.047			6	216	77		P		42.264	
Skolforum - School Forum	3	5.188	5.188			6	278			T		19.302	
Skydd - Protection & Security Expo	4	9.104	8.693	411		9	266	27		T		19.589	
Stockholms Antikmässa - Stockholm Antiques Fair	4	4.685	4.685			3	232	20		T/P		33.238	
Stockholms Möbelmässa och Ljus - Stockholm Furniture Fair and Lighting	5	34.839	34.839			25	612	101		T/P		46.827	
Tekniska Mässan med Verktygsmaskiner	5	22.143	22.143			14	569	774		T		44.223	
Textilmässan	4	2.519	2.519			4	70	3		P		3.345	
Urvackra-Smycken & Klockor	3	876	876			4	46	35		T		6.074	
Strasbourg (F)													
EGAST - Gastronomy equipment	2	6.341	6.341	348		16	182	243	70	T		19.796	
Home & Deco	1	7.991	7.098	108	83	21	240	157	79	P		29.131	
Strasbourg international multi branch fair	1	38.824	28.535	2.142	342	44	915	500	249	P		205.514	179
Stuttgart (D)													
AMB	2	34.267	34.143	5.087	124	24	907	122	72	T		51.197	1.536
CAT ENGINEERING/AUTOMATION	1	5.584	5.584	393		11	268	29	7	T		9.985	499
CMT/Golf-Tourism/Bicycle-Tourism	1	30.972	30.968	4.591	4	75	1.330	58	15	P		173.338	2.357
FACHDENTAL SÜDWEST	1	3.981	3.981	144		14	198	22	20	T		9.827	
Family & Home/Tierwelt/International Minerals and Fossils Exchange	1	14.938	14.938	1.295		21	771		89	P		88.276	
FIBO Stuttgart	1	3.355	3.355	432		5	79		6	T/P		6.404	231
HOBBY + ELEKTRONIK/MODELLBAU SÜD/Modellbahn Süd/South German Games Fair	1	12.236	12.236	342		7	509	18	20	P		102.274	

2002 Events by Cities

Interval
Years

Duration
Days

Space

Rented Space (sq.m.)

Halls

Foreign

Total

Open air

Foreign

Total

from ...
Countries

Total

Foreign

Exhibitors

Exhibitors with
their own stands

Total

Foreign

Represented
firms

Total

Foreign

Visitors

Admis-
sion for
Trade/
Public

Total

Foreign

Tickets ▲

Total

Foreign

2

6

29.285

28.893

2.826

392

11

693

88

28

14

70.169

2.807

1

3

3.651

3.651

426

9

149

19

1

8.807

1

3

8.514

8.514

1.177

38

898

172

1

39.001

1

4

6.505

6.505

74

5

322

6

7

16.334

1

3

4.445

4.445

80

6

334

9

15.592

2

2

3.995

3.995

46

4

251

6

7.663

1

5

16.205

16.205

971

12

393

32

15

4

29.047

1

3

10.542

10.542

215

10

285

15

9

12.329

2

3

3.022

3.022

375

10

111

16

4

4.858

1

3

4.061

4.061

884

17

162

45

39

3.801

646

3

3

4.123

3.303

3

179

94

18.307

1

4

996

696

180

300

79

28

8.880

1

5

1.592

1.020

70

572

107

6

13.043

1

3

239

239

45

2.115

1

3

2.530

2.478

52

37

30.625

1

2

4.065

109

61

13.723

2

3

3.142

2.693

81

83

4.748

2

3

2.212

101

27

27.030

1

3

3.535

3.510

187

64

18.658

3

731

52

26

27.030

1

2

999

999

79

3

9.181

2

3

5.857

5.332

226

296

16.225

1

3

11.333

10.746

420

1.088

16.972

1

9

7.448

4.383

18

2.610

1

38.541

Recognized by UFI-Union des Foires Internationales (Union of International Trade Fairs)

* Ascertained by representative sampling

▲ For the definitions see page 6/7

* not audited

2002 Events by Cities		Interval	Duration	Space				Exhibitors				Visitors			
Years	Days	Rented Space (sq.m.)		Exhibitors with their own stands		Represented firms		Tickets		Admission for Trade/Public		Total		Foreign	
Total	Total	Halls		Open air		Total	Foreign	Total	Foreign	Total	Foreign	Total	Foreign	Total	Foreign
		Total	Foreign	Total	Foreign										
Torino (I) ARTISSIMA - Internazionale d'arte contemporanea a Torino	1	4	6.920	6.920	3.030			175	96					30.602	1.900
FIERA INTERNAZIONALE DEL LIBRO TORINO	1	5	14.746	14.666	496	80		371	7			76		22.685	1.974
Toulouse (F) Improvement of habitation show	1	10	4.390	4.390				194						41.865	
SITEF - International fair of innovation and future technologies	2	4	10.319	10.319	1.439		22	807	161			106		52.144	2.034
Trieste (I) FIERA D'ESTATE - Fiera di Trieste Campionaria Internazionale - Artigianato del nord-est	1	5	3.913	3.286	749	627		175	45			39		8.000	500
Troyes (F) Troyes multi branch fair	1	10	7.839	3.677	210	4.162	50	251	23			12		42.756	
Turku (SF) LIIKU! -sporittimessut	1	2	5.777	5.777				40				13		8.226	
Meri Kutsuu/Matkamaailma	1	3	3.350					110				56		7.693	
Puutarhan Kevät	2	4	3.169					144				55		26.855	
Rakentaminen & Asuminen	1	3	3.917					222				106		22.005	
Turun Caravan Show	1	3	7.523					87				19		8.766	
Turun Kiinteistömessut	2	2	398	398				20				5		748	
Turun Kirjamesut, Tiedemessut, Uskonto ja elämäntähtämys	1	3	1.761	1.761				144				56		17.383	
Turun Moottoripörämessut	1	2	1.464					34				10		8.499	
Turun Sijoitusmessut	1	2	260					22				10		1.101	
Umeå (S) Skogs-Nolia		3	39.810	180		39.630	2	138				31		9.978	
Utrecht (NL) Aandrijftechniek	2	4	11.025	11.025				245						28.307	
Baden in Holland	2	2	12.754	12.754				137						13.554	
Beauty Trade Special	1	3	5.730	5.730				124						17.390	
Crash Benelux	2	3	6.259	6.259				122						11.183	
DIY & Hardware	2	3	5.775	5.775				116						3.521	
ESEF	2	4	15.687	15.687				475						12.830	
ICT Overheid	1	3	4.567	4.567				132						7.020	
Infosecurity.nl	1	2	2.655	2.655				84						2.776	

2002 Events by Cities

Interval
Years

Duration
Days

Space

Rented Space (sq.m.)

Halls

Open air

Total

Total

Foreign

Total

Foreign

from ...
Countries

Total

Foreign

Exhibitors with
their own stands

Represented
firms

Total

Foreign

Admis-
sion for
Trade/
Public

Total

Foreign

Visitors

Tickets ▲

	Interval Years	Duration Days	Space				from ... Countries	Exhibitors with their own stands		Represented firms		Admis- sion for Trade/ Public	Visitors	
			Total	Foreign	Total	Foreign		Total	Foreign	Total	Foreign		Total	Foreign
InterStore/ IT retail/FF&SC	1	3	4.886	4.886			166				T	10.000		
Kids World	1	4	2.046	2.046			23				P	11.800		
KreaDoe - arts and crafts, workshop and do-it-yourself	1	6	5.556	5.556			240				P	87.000		
Logo & Sign	1	3	3.136	3.136	736		71	12			T	4.559	684	
Love & Marriage Beurs	1	2	2.000	2.000			65				P	3.755		
Machevo 2002	2	4	6.241	6.241			173				T	24.644		
Macropak	2	4	15.311	15.311			332				T	30.294		
Najaarsbeurs/Trade Mart Utrecht	1	4	38.411	38.411			902				T	19.644		
Support	2	4	8.289	8.289			238				T	16.607		
Tankstation Totaal	2	3	1.780	1.780			35				T	1.875		
Techni-Show - trade fair for industrial production technologies	2	5	38.787	38.787			537				T	54.601		
Telecommerce Dagen	1	3	2.870	2.870			112				T	5.513		
Vakantiebeurs Utrecht - tourism and recreation fair	1	6	36.198	36.198			1542				P	160.473		
Verzamelaars Jaarbeurs najaar - Int. collectors fair	1	2	4.971	4.971			1225				P	43.000		
Verzamelaars Jaarbeurs Voorjaar - Int. collectors fair	1	2	4.770	4.770			1090				P	27.500		
Voorjaarsbeurs/Trade Mart Utrecht	1	4	38.200	38.200			904				T	19.168		
VSK - Int. trade fair for heating, sanitary engineering and airconditioning	2	5	42.241	42.241			546				T	59.124		
Vaasa (SF) Business help day		1	154	154			30				T/P	319		
Garden	2	2	803	803			56				P	14.463		
Hunting & Fishing	2	2	759	424	335		65		6		P	3.965		
Investment in Vaasa	1	2	113	113			19				T	878		
Ostrobothnia Trade Fair	1	2	2.331	2.271	60		167		31		P	14.463		
Trade Fair in Pietarsaari	2	2	1.501	1.501			117				P	8.119		
Vasa IT- and Innovationfair	1	2	215	215			29				T	1.373		
Wedding	1	1	45	45			14				P	616		
Valence (F) RIST - Sub Contracting	1	3	1.529	1.529		2	161		51		T	4.039	3	

Recognized by UFI-Union des Foires Internationales (Union of International Trade Fairs)

* Ascertained by representative sampling

▲ For the definitions see page 6/7

* not audited

2002 Events by Cities

Interval
Years

Duration
Days

Space

Rented Space (sq.m.)

Halls

Total

Foreign

Total

Foreign

Open air

Total

Foreign

Exhibitors

Exhibitors with
their own stands

from ...
Countries

Total

Foreign

Visitors

Represented
firms

Total

Foreign

Admis-
sion for
Trade/
Public

Total

Foreign

Tickets ▲

	Interval Years	Duration Days	Space						Exhibitors			Visitors		
			Total	Foreign	Total	Foreign	Total	Foreign	from ... Countries	Total	Foreign	Admis- sion for Trade/ Public	Total	Foreign
Vannes (F) Vannes multi branch fair	2	9	13.929	4.254	100	9.675		256	12		P	35.379		
Verona (I) ABITARE IL TEMPO (®)	1	5	28.266	28.266	3.392			600	112	19	T	50.727	5.652	
FIERACAVALLI - Fiera internazionale dei cavalli e Salone delle attrezzature e delle attività ippiche	1	4	30.113	21.888	2.237	8.225	484	443	86	40	19	91.389	8.078	
FIERAGRICOLA (®)	1	5	57.165	54.164	1.545	3.001	150	730	51	204	T/P	112.579	4.648	
LIFESTYLE & SALUTE - Uno stile di vita per mantenersi in salute	1	3	2.997	2.997	80			104	5	18	4	15.159	112	
MARMOMACC (®)	1	4	58.919	46.369	11.751	12.550	2.653	1.192	425	144	86	57.528	19.023	
SAMOTER (®)	3	5	94.388	57.795	6.738	36.593	3.444	706	77	242	184	89.241	7.937	
TRANSPOTEC LOGITEC - Saloni delle tecnologie del trasporto, dei servizi intermodali, della logistica	2	4	72.071	61.121	3.334	10.950	1.485	477	33	337	80	68.459	1.230	
Vinitaly/SOL/Enolitech (®)	1	5	70.388	70.212	2.707	176	45	3.429	174	997	139	161.721	22.284	
Vicenza (I) VICENZAORO - Mostra internazionale della oreficeria, gioielleria, argenteria ed orologeria I	1	8	23.143	23.143	4.189			1.249	236	185	18	32.069	13.207	
Vienna (A) Alles für den Gast Wien - International trade fair for the catering, restaurant, hotel and food industries	1	4	5.268	5.268	395			166	16	73	66	8.400	756*	
AquaTherm - International trade fair: heating, sanitation, climate control, building technologies	2	4	18.736	18.690	2.612	46		308	68	132	110	18.949	2.274*	
Bauen & Energie - The Austrian home building, renovation, finance and energy saving show	1	4	19.518	19.385	900	133		477	25	72	53	25.730	772*	
Destillata - international spirits fair	1	4	198	198	30			14	2			incl. in Alles f. d. Gast		
Ferien-Messe - Austria's largest travel agency	1	4	9.981	9.930	3.063	51		448	198	64	40	29.901	897*	
Gewinn-Messe - International fair for investment	1	4	8.666	8.666	511			177	31	27	19	12.078	121*	
Golf - Austria's trade fair for golfing and equipment	1	4	1.340	1.202	138			46	14	4	3	incl. in Ferien		
ifabo - International trade fair for e-intelligence, IT and telecommunications	1	4	7.406	6.944	431	462		235	32	47	44	6.144	260*	
Interool Austria - The international trade fair for production engineering	2	4	16.091	16.051	2.465	40		288	63	493	469	13.224	1.058*	
Jaspowa - International trade fair for hunting and sporting weapons, fishing, offroading and accessories	1	4	11.912	11.904	478	8		171	36	43	36	16.816	1.009*	
Messtechnik Austria - The international measuring and test equipment fair	1	3	1.612	1.612	186			113	22	193	182	incl. in Pollutec		

2002 Events by Cities

Interval
Years

Duration
Days

Space

Rented Space (sq.m.)

Halls

Total

Foreign

Total

Foreign

Open air

Total

Foreign

Exhibitors

Exhibitors with
their own stands

from ...
Countries

Total

Foreign

Represented
firms

Total

Foreign

Visitors

Admis-
sion for
Trade/
Public

Tickets ▲

Total

Foreign

Total

Foreign

Modellbau international - Austria's only model building, game, hobby and handicraft show	1	4	12.116	12.092	984	24	5	117	46	59	51	P	39.351	1.181*
Oenotec - Trade show for viticulture & oenology and the production of distillate, must and fruit juice	3	4	4.889	4.889	627		3	107	19	111	95	T	3.883	46*
Pollutec East & Central Europe - International trade fair for environmental equipment, technology and services	2	3	7.126	6.589	920	537	11	191	50	35	34	T	7.515	1.413*
Public Services - international trade fair for public administration, infrastructure, equipment and fittings	1	3	9.683	9.683	422		5	202	24	16	6	T	2.095	126*
Publica The event for marketing and advertising	2	4	3.394	3.394	416		4	57	14	61	52	T	incl. in intertool	
Schweissen - The international trade fair for production engineering	1	4	2.035	2.015	238	20	5	194	20	31	26	T/P	incl. in Alles f.d.Gast Wien	
Vinova - International wine fair	1	4	28.168	27.672	2.720	504	9	527	42	94	63	P	51.762	1.035*
Wohnen & Interieur-Messe - Austria's largest international trade fair for dream interiors, lifestyle and accessories	1	9	32.959	14.776	507	18183	6	659	19	251	38	P	115.837	
Villingen-Schwenningen (D) Südwest-Messe - Regional Consumer Exhibition	1	9	13.269	6.908	506	6361	13	430	38			P	68.215	
Wächtersbach (D) Messe Wächtersbach - Regional Consumer Exhibition	1	9												
Wels (A) Blühendes Österreich - Gardening, Flower and ecological fair	2	3	12.974	6.885	635	6.089	6	422	53			P	45.871	
Energiesparmesse und Biosolar - Energy saving fair and engineering trade fair	1	4	34.045	30.340	1.888	3.705	10	772	73			T/P	54.452	
FIT 2002-Sports Exhibition	1	3	1.443	1.443	293		2	78	30			P	3.012	
Forum Fleisch	1	4	4.279	4.079	670	200	3	87	24			T	1.764	
Gesund Leben - Health, beauty and wellness fair	1	3	3.294	3.250	307	44	4	220	33			P	12.348	
Zagreb (HR) Ambienta - International furniture, interior decoration and subcontracting industry exhibition	1	4	16.853	16.433	4.883	420	15	284	73	262	222	T/P	34.722	5.902*
Antikorozija - International material protection and industrial finishing exhibition	2	5	362	362	237		4	18	11	19	18	T/P	incl. in Biam	
Biam - international machine tools and tool fair	2	5	3.372	3.372	1.312		9	92	30	275	250	T/P	6.645	864*
Dom i tehnika - International consumer goods fair	1	5	1.577	1.475	81	102	5	37	4	34	29	T/P	1.840	1.601*
Gastronomija - International gastronomy, food and beverages exhibition	1	5	6.759	6.759	914		11	110	17	200	104	T/P	10.664	1.386*

Recognized by UFI-Union des Foires Internationales (Union of International Trade Fairs) * Ascertained by representative sampling ▲ For the definitions see page 6/7

* not audited) audited by FKM

2002 Events by Cities		Interval Years	Duration Days	Space						Exhibitors				Visitors					
				Rented Space (sq.m.)						Exhibitors with their own stands				Represented firms		Tickets ▲			
				Total	Halls		Open air		Total	Foreign	Total	Foreign	Total	Foreign	Total	Foreign	Admis- sion for Trade/ Public	Total	Foreign
					Total	Foreign	Total	Foreign											
Graditeljstvo - International building fair	1	5	18.892	8.867	2.104	10.025	913			15	272	69	201	T/P	19.293	2.508*			
Info - International information technology exhibition	1	5	8.624	8.624	147				5	132	6	186	157	T/P	40.050	4.405*			
Intergrafika - International printing and paper industry fair	2	5	3.132	3.132	611				6	66	16	130	119	T/P	11.296	1.242*			
Interiber-Educa - International exhibition of books and teaching aids	1	5	3.723	3.723	74				4	108	5	36	21	T/P	incl. in info				
Intertekstil - International textile and subcontracting trade fair	1	7	1.779	1.779	787				7	37	10	32	30	T/P	4.043	283*			
Medicine and Technology & Dental - International exhibition for medical equipment, pharmaceuticals and laboratory equipment	1	4	2.842	2.842	433				7	122	17	252	238	T/P	5.459	219*			
Modempak - International packaging exhibition	2	7	1.382	1.382	254				6	30	5	32	30	T/P	incl. in autumn fair				
Mtkoo - International leather, footwear and clothing week	1	7	572	572	53				2	23	2	7	2	T/P	853	60*			
Obrtnistvo - International crafts fair	1	5	2.742	2.507	54	235			3	22	2	288	35	T/P	3.358	436*			
Poljoprivreda - International agricultural fair	1	5	1.711	291	99	1.420			4	20	1	43	42	T/P	1.610	209*			
Sporta + Nautica Zagreb - Sports and nautical exhibition	1	5	5.277	5.232	952	45			7	131	18	179	154	T/P	131.179	1.164*			
Zagreb Auto Show - International exhibition of automobiles and subcontracting industries	1	7	21.366	20.844	1.389	522			8	159	13	341	316	T/P	107.708	3.662*			
Zagreb International autumn fair	1	7	38.191	25.342	5.752	12.849	1.221		24	734	279	730	474	T/P	70.827	4.958*			
Zavarivanje - International welding and welded constructions fair	2	5	1.197	1.197	200				3	29	3	52	47	T/P	incl. in Blam				
Zuidlaren (NL) Horesca - trade fair for the hotel, restaurant and catering industry	1	4	12.000	12.000						210				T	17.127				
KreaDoe Zuidlaren	1	3	1.683	1.683						74				P	13.400				
Wonen & Leven - Home and Living	1	6	8.000	8.000						128				P	20.344				
Zurich (CH) 2-Rad - International Bicycle and Motorcycle Exhibition	1	6	13.340	13.280	1.067	60			10	210	29			T/P	29.162				
WORLDDIDAC - International Exhibition for Educational Material and Professional Training	2	4	8.262	8.262	3.506				27	335	173			T	16.514				
Zijspa - Public Show for Home and Living, Sport and Fashion	1	11	16.086	16.076	930	10			9	496	39			P	133.874				
Zwolle (NL) Love & Marriage Beurs	1	2	2.000	2.000						43				P	3.280				
Steervol Wonen	1	5	4.500	4.500						82				P	16.121				