

European Trade Fair and Exhibition Statistics 2001

Austria
Belgium
Croatia
Czech Republic
Denmark
Finland
France
Germany
Hungary
Italy
Luxembourg
Netherlands
Norway
Poland
Portugal
Slovak Republic
Slovenia
Sweden
Switzerland



The figures listed in this report are under control of:

Association for Voluntary Control of Fair Statistics (FKM-Austria)
Messestrasse, Tor 1
A-1021 Vienna
Austria
Phone: (1) 727200, Fax: (1) 72720443
e-mail: info@messe.at, <http://www.messe.at>

Federation of Fairs and Exhibitions in Belgium and Luxemburg (FEBELUX)
Belgiëplein
B-1020 Brussel, Belgium
Phone: (9) 2 82 36 45, Fax: (9) 2 81 15 45
e-mail: info@febelux.be, <http://www.febelux.be>

The Danish Audit Bureau of Exhibitions and Fairs
Frederiksberggade 5
DK-1459 Copenhagen K, Denmark
Phone: 33 12 38 10, Fax: 33 91 08 10
e-mail: do@do.dk, <http://www.do.dk>

FUTFO – Finnish Union of Trade Fair Organizers c/o Lahti Trade Fair Ltd.
P.O.Box 106
SF-15141 Lahti, Finland
Phone: (3) 52 58 20, Fax: (3) 52 58 25
e-mail: jorma.helen@lahdenmessut.fi
<http://www.lahdenmessut.fi>

Statistical Audit Bureau for General and Specialized Fairs and Exhibitions (OJS)
11, Rue Friant
F-75014 Paris, France
Phone: (1) 53 90 20 07, Fax: (1) 53 90 20 19
e-mail: l.davis@foiresaloncongres.com,
<http://www.foiresaloncongres.com>

Society for Voluntary Control of Fair and Exhibition Statistics (FKM)
Littenstrasse 9
D-10179 Berlin
Germany
Phone: (30) 24000-0, Fax: (30) 24000-264
e-mail: info@fkm.de, <http://www.fkm.de>

CENTREX – International Exhibition Statistics Union
EXPO tér 1.
H-1101 Budapest, Hungary
Phone: (1) 26 36 541, Fax: (1) 26 36 090
e-mail: info@centrexstat.org
<http://www.centrexstat.org>

Ministry of Industry, Trade and Artisanry
Via Molise 2
I-00187 Rome
Italy
Phone: (6) 47051, Fax: (6) 47887808
e-mail: info@fieradiroma.it

Federation of Trade Fairs and Exhibitions in the Netherlands (FBTN)
p/a Laan der Nederlanden 128 A
NL-1945 AC Beverwijk, Netherlands
Phone: (2 51) 25 08 29
Fax: (251) 25 08 29
e-mail: fbtn@worldonline.nl, <http://www.fbfn.nl>

BDO Binder & Co.
Avenida da Republica 50-10°
P-1050 Lisbon
Portugal
Phone: (1) 7990420, Fax: (1) 7990439
e-mail: Pedro.Dias@bdo.pt
<http://www.bdo.pt>

Scandinavian Fair Control (SFC)
Science Park Gjuterigatan 9
S-55318 Jönköping
Sweden
Phone: (36) 71 53 56, Fax: (36) 71 27 26
e-mail: info@fairlink.se
<http://www.fairlink.se>

Association for Voluntary Control of Fair Statistics (FKM-Suisse)
Mingerstrasse 6
CH-3000 Berne 22, Switzerland
Phone: (31) 340 11 11, Fax: (31) 340 11 10
e-mail: beainfo@beaexpo.ch
<http://www.beaexpo.ch>

European Trade Fair and Exhibition Statistics 2001

Austria
Belgium
Croatia
Czech Republic
Denmark
Finland
France
Germany
Hungary
Italy
Luxembourg
Netherlands
Norway
Poland
Portugal
Slovak Republic
Slovenia
Sweden
Switzerland

Contents

Foreword	3
Locations of the Events	4
Space, Exhibitors, Visitors	6
2001 Events by cities	8

Foreword

The economic relations between the individual European nations are becoming more intense year by year. As a result there is an increasing need for information about the economies of other countries. Because trade fairs and exhibitions play a very important role in external trade, companies and associations have a keen interest in reliable information about foreign trade fairs. This report's aim is to satisfy this need. It includes audited and comparable statistical data for about 1.320 events in Austria, Belgium, Croatia, the Czech Republic, Denmark, Finland, France, Germany, Hungary, Italy, Luxembourg, Netherlands, Norway, Poland, Portugal, the Slovak Republic, Slovenia, Sweden, Switzerland and Ukraine.

Thus the auditing-organizations from the countries involved wish to make a contribution to making trade fair planning at an international level simpler and more rational. In the next few years they intend to include further countries in which the trade fair statistics will also be audited.

The statistics listed in this report were audited in Austria, Croatia, the Czech Republic, France, Germany, Hungary, Norway, Poland, Portugal, the Slovak Republic, Slovenia, Sweden and Ukraine by an independent public accountant, in Belgium, Denmark, Finland, Luxembourg and the Netherlands by independent auditing-companies, in Italy by the Ministry of Industry, Trade and Artisanry, in Switzerland by the Swiss Office for Trade Promotion.

The figures which have been reproduced on the following pages in the respective columns have been collected in the individual countries according to practically identical criteria. Differences can be seen in the definitions of the exhibitor, space and visitor figures.

Comprehensive statistical material and further information about the individual events can be obtained from the respective auditing-organizations. In addition to this report which is intended to provide an initial review, they publish their own reports in the native languages and further translated versions.



(Michael M. Stift)
President of
FKM-Austria



(Mathias Treinen)
President of
FEBELUX,
Belgium/Luxembourg



(Thomas Jermiin)
Director of The Danish
Audit Bureau of
Exhibitions and Fairs,
Denmark



(Bror Felixson)
Chairman of the Finnish
Union of Trade Fair
Organizers, Finland




(John Shaw)
President of OJS,
France



(Manfred Wutzlhofer)
President of FKM,
Germany



(Jiří Škrla)
Chairman of the
Board of Directors
CENTREX, Hungary



(Dr. Piero Antonio Cinti)
General Director
Ministry of Industry,
Trade and Artisanry,
Italy



(L. J. Bakker)
President of FBTN,
Netherlands



(Pedro Aleixo Dias)
Partner BDO Binder & Co.,
Portugal



(Margaretha Lundqvist)
President of SFC,
Denmark, Norway,
Sweden



(Karl Bürki)
President of
FKM-Suisse,
Switzerland



Space, Exhibitors, Visitors

FKM-Austria		
Space	Exhibitors	Visitors
<p>The total rented space of an event is based on the amount of space rented by the individual exhibitors.</p> <p>The amount of rented space is divided into hall areas and open-air areas, and is also differentiated between domestic and foreign exhibitors.</p>	<p>Exhibitor figures are compiled as the number of companies who have rented an individual stand and who use their own personnel to promote goods or services. Represented firms are companies whose goods or services are offered by another exhibitor. The number of exhibitors may not be added to the number of represented firms.</p>	<p>Visitor figures are based on the amount of entrance tickets sold. Season tickets are counted once irrespective of the number of times used. Complimentary tickets, exhibitor tickets, press tickets, etc. have not been taken into consideration.</p> <p>Foreign visitors' totals are minimum figures based, for example, from their purchasing tickets at specified cashiers and specified reception areas. In other cases, these figures have been determined by representative sampling.</p>

FEBELUX, Belgium/Luxembourg		
Space	Exhibitors	Visitors
<p>Only the net floor-space occupied by the event, i. e. the total surface area actually hired by direct exhibitors can be considered as area of a fair or trade show.</p> <p>The organizer can add to this obligatory information the gross surface area, provided that it is clearly marked as such. The net space of the outdoor stands is calculated and shown separately.</p> <p>A distinction is made between the surface areas hired by national exhibitors and those hired by foreign exhibitors.</p>	<p>Only those companies or organizations which hire a stand on their own name are considered as direct exhibitors or exhibitors with own stands. Companies which do not have their own stand but exhibit their products on the stand of a direct exhibitor are considered separately as indirect exhibitors or represented firms.</p> <p>When organizers publish figures on "exhibitors" they are only authorised to mention the number of stands hired (direct exhibitors). The compulsory mention may be followed by the number of companies represented on the different stands (indirect exhibitors).</p>	<p>Paid entrance tickets are counted after sales. Free-entry permits, also called "buyers" or "invitation cards", are counted for one entry on the condition that they have been registered. Professionals' or traders' permits are counted after the registration of visitors. Press, honorary members permits of official invitations, as well as legitimization cards and permanent cards, can only account for one entry on the condition that they have been registered.</p> <p>Service and exhibitors' cards are not taken into account.</p> <p>The figures of foreign visitors can be shown if they are counted separately.</p>

SFC, Denmark/Norway/Sweden / DO, Denmark / FUTFO/Finland		
Space	Exhibitors	Visitors
<p>The total rented space of an event refers to the area used by and paid for by the exhibitors. A distinction is made between hall space and open-air space.</p> <p>Areas given free of charge to exhibitors are not counted.</p>	<p>An exhibitor with his own stand (direct exhibitor) is one who has obtained a contract for an exhibition stand in its entirety, or who uses a specified, clearly delineated portion of an exhibition stand using his own personnel to promote goods or services.</p> <p>A represented firm (indirect exhibitor) is one whose products or services are offered through a direct exhibitor. The number of exhibitors which their own stands may not be added to the number of represented firms, except when evident.</p>	<p>The number of visitors is the sum of paid entries, invitation cards used, and other used tickets which can have been obtained by conference visitors who have had access to the trade fair grounds. Verification is primarily concerned with number of different visitors and not the number of visits. Thus, a visitor which visits a trade fair over a period of many days, is counted just once. Exhibitor, press, service and personnel cards and passes are not counted.</p>

OJS, France		
Space	Exhibitors	Visitors
<p>The rented space refers only to the area occupied by direct exhibitors (exhibitors with their own stands). It corresponds to the number of square metres invoiced and paid for by these exhibitors.</p> <p>Surface areas given free of charge are not counted.</p>	<p>An exhibitor with his own stand (direct exhibitor) is one who occupies a stand for his company, receives the bill from the exhibition organizer and settles it directly.</p> <p>A represented firm (indirect exhibitor) is one who does not have a stand of his own, but presents his products on a stand of a direct exhibitor.</p>	<p>Any person entering a commercial event who presents either a ticket or a card proving payment on the entrance fee, or an invitation card with a numbered control slip is considered as a visitor.</p> <p>The exhibition organizer must issue control cards or slips giving the identity of foreign visitors. Unidentified visitors admitted free of charge are not taken into account. Honorary cards, exhibitors, press and all administration passes are not counted.</p>

FKM, Germany/FKM-Suisse		
Space	Exhibitors	Visitors
<p>The total rented space of an event is based on the amount of space rented by the individual exhibitors.</p> <p>The amount of rented space is divided into hall areas and open-air areas, and is also differentiated between domestic and foreign exhibitors.</p>	<p>Exhibitor figures are compiled as the number of companies who have rented an individual stand and who use their own personnel to promote goods or services. Represented firms are companies whose goods or services are offered by another exhibitor. The number of exhibitors may not be added to the number of represented firms.</p>	<p>The visitor figures are calculated according to the number of admissions to the trade fair centre. The number of admissions per day can, on the one hand, be determined by an electronic visitor admission system, whereby a maximum of one admission is registered per day. Organizers which do not use such a system, can calculate the number of visitors according to the number of day tickets sold and the minimum use of multiple-day tickets sold; it is assumed that such tickets are used at least as often as is economically worthwhile in comparison to the day ticket. Basis for establishing the number of visitors can also be a registration, irrespective of whether an entrance fee has to be paid or not. In such cases, the number of admissions can be determined by a visitor-admission-system or – if an entrance fee has to be paid – by the minimal use of the tickets sold.</p>

Space, Exhibitors, Visitors

CENTREX, Czech Republic, Hungary, Poland, Slovak Republic, Ukraine

Space	Exhibitors	Visitors
<p>The rented space refers only to the area occupied by direct exhibitors (exhibitors with their own stands). It corresponds to the number of square metres invoiced and paid for by these exhibitors.</p> <p>Surface areas given free of charge are not counted.</p> <p>The space is divided up in hall space and open-air space and in area rented by exhibitors.</p> <p>The total space data includes the special demonstration area as well.</p>	<p>An exhibitor with his own stand (direct exhibitor) is one who occupies a stand for his company receives the bill from the exhibition organiser and settles it directly.</p> <p>A represented firm (indirect exhibitor) is one who does not have a stand of his own, but presents his products on a stand of a direct exhibitor.</p> <p>Co-exhibitors at an exhibitor's stand or participants at a collective stand are also considered as exhibitors for statistical purposes if they exhibit their own goods employing their own personnel on the exhibitor's stand or at a common stand organised by a collective stand organiser and their autonomy can be undoubtedly recognised even without physical separation. These companies are considered as exhibitors regardless that the invoice is being issued on the exhibitor or on a collective stand organiser. The nature of the participation and the identity of each exhibitor at the stand should be undoubtedly clear from the application form sent to the exhibition organiser.</p>	<p>The number of visitors is calculated on evidence. The number of paying visitors is established through financial evidence: number of sold tickets (prepaid or on the spot) and number of tickets/entry passes paid by the exhibitor or a third party. Visitors with season tickets are calculated as financially reasonable minimum number of use of the tickets. Number of family tickets sold are calculated as 4 visitors. Persons arriving with vouchers, registration cards or similar valid free passes, tickets can be counted as visitors only if evidence is available.</p> <p>The number of foreign visitors is established either by tickets sold out at special counters for foreigners, filled-in registration cards with evidence of the foreign origin of the visitor or through representative visitor surveys.</p>

Ministry of Industry, Trade and Artisansip, Italy

Space	Exhibitors	Visitors
<p>The rented space of a fair is the area effectively occupied by the exhibitors, invoiced and paid at the official price. The space is divided up in hall space and open-air space and in area rented by Italian and foreign exhibitors. Areas given free of charge to private exhibitors are not counted.</p>	<p>An exhibitor with his own stand (direct exhibitor) is one who occupies a stand for his company, receives the invoice and pays it.</p> <p>Exhibitor figures are divided up in Italian and foreign exhibitors.</p> <p>A represented firm (indirect exhibitor) does not have a stand of his own, but is present in the stand of a direct exhibitor. He cannot be considered, if he does not pay the official fee for the participation.</p>	<p>Any person entering a trade fair presenting a ticket or a card proving payment of the entrance fee, or an invitation card with a control slip is considered as a visitor.</p> <p>Visitors admitted free of charge are counted only, if they give elements for their qualification and identification.</p> <p>Foreign visitors are counted only, if their identification is possible.</p> <p>Honorary cards, exhibitor, press and service cards and passes are not counted.</p> <p>Permanent cards are counted only once.</p>

FBTN, Netherlands

Space	Exhibitors	Visitors
<p>The net space occupied refers only to the total area rented by exhibitors.</p> <p>The organizer can add to this obligatory information the gross surface area, provided that it is clearly marked as such. The net space of outdoor stands is calculated and shown separately.</p> <p>A distinction can be made between the surface areas hired by national exhibitors and those hired by foreign exhibitors.</p>	<p>Exhibitor figures only include those companies who have contracted to rent their own individual stand space.</p> <p>Companies which do not have their own stand but exhibit their products on the stand of a direct exhibitor are considered as represented firms.</p> <p>When organizers publish figures on "exhibitors" they are only authorised to mention the number of stands hired (direct exhibitors). The compulsory mention may be followed by the number of companies represented on the different stands (indirect exhibitors).</p>	<p>Paid entrance tickets are counted after sales.</p> <p>Free-entry permits, also called "buyers" or "invitation cards", are counted for one entry on the condition that they have been registered. Professionals' or traders' permits are counted after the registration of visitors. Press, honorary members permits of official invitations, as well as legitimization cards and permanent cards, can only account for one entry on the condition that they have been registered.</p> <p>Service and exhibitors' cards are not taken into account. The figures of foreign visitors can be shown if they are counted separately.</p>

BDO Binder & Co., Portugal

Space	Exhibitors	Visitors
<p>Obligatorily, the hall space must be distinguished from the open-air space, always using the square meter (m²) as unit of measure. Rented space should still be decomposed into national and foreign exhibitions.</p> <p>Surfaces granted free of charge and/or supporting activities – restaurants, conferences, shows, circulations and parking should not be considered on the statistics.</p>	<p>Obligatorily, the exhibitors should be separated into direct and indirect exhibitors. These should also be subdivided between national and foreign. An exhibitor is considered direct if he occupies an area rented by himself for display of his products or services.</p> <p>If a representative presents his products in modules of a direct exhibitor, he is classified as an indirect exhibitor (represented firm).</p> <p>In the particular case of the occupied area by the indirect exhibitor being of 9 m² at least, this one will be considered as direct. The localization of the exhibitor's office determines his classification as national or foreign.</p>	<p>A distinction between national and foreign visitors must be done.</p> <p>Foreign visitors should be identified through registration and control of their personal identification cards showing their address. Non-identified and non-controlled visitors admitted free of charge should not be considered on the statistics as well as, for example, those bearing press cards and, in a general way, all bearing administration passes.</p>

2001 Events by Cities	Interval Years	Duration Days	Space					Exhibitors					Visitors		
			Rented Space (sq.m.)					Exhibitors with their own stands			Represented firms		Admis- sion for Trade/ Public	Tickets ▲	
			Total	Halls		Open air		from ... Countries	Total	Foreign	Total	Foreign		Total	Foreign
				Total	Foreign	Total	Foreign								
Agen (F) SIFEL - European exhibition of techniques in fruit, vegetable and flowers	1	3	18.149	5.132	462	13.017	495	13	388	45	190	50	T	25.780	466
Ahrensburg (D) Stormarnia - Regional Consumer Exhibition	1	4	1.938	1.900	12	38	30	3	94	2			P	4.399	
Alençon (F) ALENÇON Fair	1	6	12.182	8.264	84	3.918			288	6			P	28.204	
Amsterdam (NL) Amsterdam AutoRAI	2	11	61.615	61.615					253				P	490.019	
Arbo	2	3	4.263	4.263					144				T	7.083	
Autovak RAI - Int. trade fair for garage equipment, tools, parts and accessoires	2	4	34.624	34.624					589				T	40.761	
De Woonbeurs Amsterdam - interior exhibition	1	6	16.508	16.508					254				P	90.114	
Europort - Int. maritime and inland shipping exhibition	1	5	21.850	21.850					800				T	30.038	
FietsRAI - Bicycle fair	1	5	9.589	9.589					231				P	25.288	
Grafivak	2	5	16.000	16.000					258				T	28.359	
Hiswa - Amsterdam boat fair	1	9	26.727	26.727					500				P	82.858	
Horecava - Int. fair for the hotel and catering industry	1	4	23.279	23.279					600				T	47.759	
Huishoudbeurs en Huis & Interieur RAI - Household fair	1	10	25.200	25.200					475				P	283.000	
Kampeer en Caravan RAI - Camping and caravans	1	6	43.905	43.905					261				P	50.213	
KunstRAI - Int. art fair	1	6	8.095	8.095					162				P	25.250	
Marine Equipment Trade Show – METS	1	3	14.600	14.600					854				T	12.934	
NTV / Int. Hortifair - Int. horticulture trade fair	1	4	25.000	25.000					530				T	54.725	
P & O	1	3	2.516	2.516					133				T	5.012	
PAN Amsterdam - Nat. art and antiques fair	1	8	6.421	6.421					111				P	26.923	
Politievak - Trade fair for police and security	2	3	3.650	3.650					110				T	3.895	
Sustain	2	3	4.205	4.205					257				T	6.244	
World of Private Label	1	2	24.830	24.830				59	1.481	1.335			T	4.700	3.850
ANCONA (I) INTERNATIONAL FAIR OF FISHING	1	4	4.599	4.599	1.445				183	65	96	42	T	8.908	815
Angers (F) ANGERS Fair	1	9	24.470	10.157		14.313		32	436	22	163	60	P	102.773	
Loire valley wine exhibition	1	3	5.479	5.479					454		80		T	7.894	946

2001 Events by Cities	Interval Years	Duration Days	Space					Exhibitors					Visitors				
			Rented Space (sq.m.)					Exhibitors with their own stands			Represented firms		Admission for Trade/Public	Tickets ▲			
			Total	Halls		Open air		from ... Countries	Total	Foreign	Total	Foreign		Total	Foreign	Total	Foreign
				Total	Foreign	Total	Foreign										
SEIPRA - Industrial electronics and robotic production	2	3	2.502	2.502	54				137	3	137	5	T	4.387			
SIVAL - Trade fair on techniques in wine, production horticulture, arboriculture and vegetable growing	1	3	15.295	15.295	930			13	540	47	30	6	T	22.327	436		
Augsburg (D) afa - Regional Consumer Exhibition	1	9	16.719	13.865	498	2.854	18	7	483	17	45		P	86.642			
Interlift	3	4	13.375	13.375	6.234	0		22	271	130	62	38	T	14.873	5.607		
Avignon (F) AVIGNON Fair	1	9	18.820	10.418		8.402			458				P	71.473			
Bad Salzuflen (D) Mould + Tool + Periphery	2	3	3.317	3.317	55	0		5	115	7			T	2.987	66		
ZOW - Furniture Components	1	4	12.605	12.605	4.500	0		22	416	187	30	26	T	9.560	2.596		
BASLE (CH) IGEHO- International Exhibition for Industrial and Institutional Catering, Hotels, Restaurants	2	6	38.415	38.305	4.474	110		15	820	188			T	78.345			
Ineltec - International Exhibition for Industrial Electronics, Automation, Energy, Installation and Light	2	4	30.264	30.234	1.230	30		14	756	100			T	33.628	2.865		
Orbit /Comdex Europe - Information technology for the new e-economy	1	4	52.036	51.932	3.647	104		19	1.287	238			T	63.423	6.845		
Swissbau / Metallbau - Swiss Building Fair	2	5	57.316	57.039	5.844	277	35	8	1.036	146			T	104.170			
Berlin (D) belektro	2	3	15.271	15.271	458	0		11	399	20	28	6	T	17.822	410		
CMS Cleaning.Management.Services	2	4	12.023	11.823	1.838	200		16	303	81	22	15	T	12.358	1.322		
Deutsche Existenzgründertage	1	3	1.843	1.843		0		1	88				T/P	3.959			
FRUIT LOGISTICA	1	3	12.820	12.820	6.661	0		50	706	490			T	12.730	5.117		
Hippologica	1	4	7.088	7.088	612	0		7	277	20			P	18.693			
Hobbyland	1	3	2.098	2.098	106	0		6	123	7			P	14.379			
IFA - Your World of Consumer Electronics	2	9	88.886	83.390	44.323	5.496	3.172	38	948	450	26	15	T/P	369.211	17.353		
Import Shop	1	5	6.027	6.027	4.020	0		59	542	402			P	37.022	814		
International Green Week	1	10	45.492	45.492	14.462	0		60	1.445	460			T/P	482.799	9.173		
ITB - International Tourism Exchange	1	5	88.544	88.420	55.142	124	124	181	10.136	7.695	132	132	T/P	124.050	18.856		
Moderner Staat - Efficiency in Public Administration	1	2	2.002	2.002	68	0		2	147	2			T	3.560	53		
SHOWTECH	2	4	8.755	8.433	921	322		18	339	71			T	8.081	1.891		

☞ Recognized by UFI-Union des Foires Internationales (Union of International Trade Fairs)

* Ascertained by representative sampling

▲ For the definitions see page 6/7

* not audited

2001 Events by Cities	Interval Years	Duration Days	Space					Exhibitors					Visitors		
			Rented Space (sq.m.)					Exhibitors with their own stands			Represented firms		Admission for Trade/Public	Tickets ▲	
			Total	Halls		Open air		from ... Countries	Total	Foreign	Total	Foreign		Total	Foreign
				Total	Foreign	Total	Foreign								
SiTech	2	3	1.248	1.248	76			6	57	5			T	1.434	
BERNE (CH) BEA incl. PFERD - Exhibition for Trade, Agriculture, Commerce and Industry /Swiss Horse Show	1	10	35.662	22.115	516	13.547		7	859	21			P	266.168	
Gemeinde -Trade Fair for Public Administration	2	4	34.713	20.208		14.505		1	468				T/P	16.764	
MOWO - Exhibition of Contemporary Lifestyles, Tips and Trends for Gifts and Leisure Time Activities	1	9	5.082	4.982		100		7	173	12			P	37.269	
Suisse Caravan Salon - National Caravan Fair	1	5	21.756	19.345	15	2.411		3	100	2			P	32.224	
SuisseNautic - National boating and watersports show	2	9	9.434	9.363	81	71		3	169	3			P	28.969	
SuisseToy - National toy fair	1	5	3.522	3.522				3	151	17			P	46.440	
Besançon (F) BESANCON Fair	1	9	19.397	7.555	212	11.842	125	11	395	17	3	1	P	109.702	
BOLZANO (I) International Autumn Trade Fair	1	9	15.524	12.564	1.824	2.960	361	17	513	184	142	28	P	71.552	
HOTEL- Internationale Fachmesse für das Hotel und Gastgewerbe	1	5	12.583	10.423	2.160				364	116	190	21	P	17.467	
Bordeaux (F) BORDEAUX international fair	1	9	106.726	37.404	5.854	69.322	10.369	54	1.301	181	1.231	569	P	263.265	3.938
CONFOREXPO - Household appliances	1	11	42.009	35.606	1.969	6.404		23	691	17	758	304	P	149.014	
VINEXPO - The international wine & spirits exhibition	2	5	40.468	38.451	14.249	2.017	895	43	2.195	944	177	65	T	49.449	12.308
Bourg-en-Bresse (F) BOURG-EN-BRESSE Fair	1	9	10.775	5.202		5.573			185				P	30.235	
BRAGA (P) AGRO – Agriculture, Cattle Breeding and Food	1	5	18.698	6.030	3.109	12.668	7.367	23	474	266	32	24	T/P	incl. in SALÃO DO VINHO	
AMBIENTE – Show for Environment, Energy & Quality of Life	2	4	2.044	1.804	257	240		15	58	7	72	65	T/P	1.337	4
ANTÍQUA – National Show for Antiques & Sacred Art	1	4	549	549				1	33				T/P	1.831	163
EXPOMULHER – Women's Products & Services Exhibition	1	4	450	450	170			5	31	9	9	8	T/P	2.102	14
FEIRA DO LIVRO – Book Fair, Image & Sound	1	16	1.080	1.080	107			5	70	9	127	10	T/P	*	
LARMÓVEL – Trade Exhibition for Furniture, Interior Decoration & Household Appliances	1	9	2.862	2.862	55			2	51	1	6	5	T/P	8.987	72
LAZER – Exhibition for Sporting Goods & Leisure Time	1	9	1.161	1.161	368			7	53	18	17	9	T/P	5.357	24
SALÃO DE UTILIDADES – Utility Goods Show	1	5	391	391	68			3	16	2	11	3	T/P	incl. in SALÃO DO VINHO	
SALÃO DO VINHO – Wine Show	1	5	162	162	5			1	13		11	2	T/P	36.285	185

2001 Events by Cities	Interval Years	Duration Days	Space					Exhibitors				Visitors			
			Rented Space (sq.m.)					Exhibitors with their own stands		Represented firms		Admission for Trade/Public	Tickets ▲		
			Total	Halls		Open air		from ... Countries	Total	Foreign	Total		Foreign	Total	Foreign
				Total	Foreign	Total	Foreign								
Bratislava (SK) AUTOSALON / AUTOSERVIS / MOTOCYKL	1	5	12.308	9.013	1	457	4	4	130	5			T/P	36.869	
CHRISTMAS DAYS	1	17	2.806	2.653	30	45		3	219	2			P	81.584	
CONECO - International Building Fair / RACIOENERGIA - International Fair of Energetical Efficiency and Energy Utilization / CLIMATHERM - International Fair for Heating and Air-Conditioning	1	5	23.913	22.131	3.191	1.078	101	11	838	129			T/P	57.901	
HOLIDAY / RELAX / FREE TIME	1	4	252	201				1	25				T/P	*	
INCHEBA - International Chemical Fair / EKOTECHNIKA	1	3	1.998	1.984	799	14		12	105	49			T/P	4.704	
INTERBEAUTY	1	4	1.724	929	188	4		4	85	13			T/P	6.349	
INTERMEDIA / SIGN	1	3	1.460	1.169	35	15		2	73	3			T/P	*	
LIBRARY / PEDAGOGICS - International Education Exhibition	1	4	1.384	1.049	99			6	88	10			T/P	*	
MODDOM - Furniture, Housing, Office Interiors and Design / TZB - Building Services / CLEANTECH / LUXDOM - Lighting Fitting, Glass, Ceramics, Porcelan and Jewellery / TECHDOM - Household Appliances and Household Utensils	1	5	4.925	4.705	78	60	24	4	171	10			T/P	16.916	
SENIOR	1	4	203	203				1	20				T/P		
SLOVAK DENTAL DAYS	1	3	1.333	1.039	24			7	66	15			T/P	1.123	
SLOVAKIATOUR / HUNTING AND SPORT GUNS / DANUBIUS GASTRO	1	4	6.031	4.731	827			19	323	65			T/P	13.737	
SPRING IN INCHEBA - Consumer Goods Fair	1	9	278	273		5		1	26				P	*	
Braunschweig (D) Harz + Heide - Regional Consumer Exhibition	1	9	15.612	12.186	338	3.426	21	8	457	14			P	74.509	
Breda (NL) BKD Business meeting days West Brabant	1	2	1.158	1.158					193				T	6.100	
Bremen (D) CARAVAN	1	3	11.875	11.875				1	65				P	12.108	
Gardening, Leisure, Tourism	1	4	4.067	4.067	403			10	255	24			P	31.552	
hafa - Regional Consumer Exhibition	1	9	14.966	13.748	1.083	1.218		13	573	25	1		P	104.839	
Brno (CZ) AUTOSALON	2	6	47.457	31.986	537	5.091	166	11	339	23	31	7	P	128.996	5.338
BUILDING CENTRE	permanent		180	180				1	83				P	incl. in Eden 2000	
CHRISTMAS MARKET	1	10	6.880	5.749		369		1	408		150		P	90.044	

☞ Recognized by UFI-Union des Foires Internationales (Union of International Trade Fairs)

* Ascertained by representative sampling

▲ For the definitions see page 6/7

* not audited

2001 Events by Cities	Interval Years	Duration Days	Space					Exhibitors					Visitors			
			Rented Space (sq.m.)					Exhibitors with their own stands			Represented firms		Admission for Trade/Public	Tickets ▲		
			Total	Halls		Open air		from ... Countries	Total	Foreign	Total	Foreign		Total	Foreign	Total
				Total	Foreign	Total	Foreign									
DAYS OF CZECH BEER	1	4	871	321				2	36	2			P	3.305		
DOMO	1	5	2.278	2.274	71	4		5	62	5			T/P	50.604	2.080	
EDEN 3000	permanent		4.715			4.715	174	2	51	1			P	24.769		
EMBAX-PRINT	2	4	15.492	14.619	1.834	83		26	570	194	117	94	T/P	19.213	2.824	
ENVIBRNO	2	4	2.953	2.836	475	117		11	163	41	19	12	T/P	incl. in WOOD-TEC		
GO	1	4	3.997	2.978	341	619		19	192	30	78	22	T/P	33.400	684	
IBF	1	5	43.890	24.387	1.381	19.503	1.610	18	875	67	77	32	T/P	87.641	3.591	
IDET	2	3	26.784	8.715	2.202	2.069	20	23	237	112	53	14	T	16.487	1.562	
INTECO	2	4	4.147	3.504	263	43		5	111	9	12	6	T/P	incl. in SALIMA		
INTERIER	1	4	1.700	1.650	100			3	76	4	8	1	T/P	5.575		
INVEX	1	5	38.149	33.288	1.445	3.061	48	16	644	52	216	46	T/P	152.622	6.956	
KABO I	1	3	3.512	3.422	619			12	210	56	8	4	T/P	incl. in STYL I		
KABO II	1	3	3.508	3.508	499			13	205	49	10	6	T/P	incl. in STYL II		
MEFA	1	4	4.836	4.636	120			28	225	10	310	281	T/P	16.715	686	
MOBIS	last run	5	8.379	7.244	1.178	109		6	199	39	17	5	T/P	incl. in DOMO		
MSV	1	5	71.273	56.254	8.611	14.649	1.600	34	2.022	474	457	333	T/P	104.515	10.644	
OPTA	1	3	2.745	2.745	71			22	101	13	155	153	T/P	3.436	573	
PREROV	2	3	2.493	539		1.954		1	63		12		T/P	not registered		
PROPET	1	3	12.426	1.574	50	671		4	161	2	3	1	T/P	23.936	24	
REGIONTOUR	1	4	4.466	4.312	107	4		12	182	14	411	42	T/P	incl. in GO		
REHAPROTEX	1	4	2.619	2.150	27	369	9	16	107	3	49	33	T/P	incl. in MEFA		
SALIMA	1	4	13.713	13.524	1.974	189		28	508	117	126	96	T/P	35.889	3.048	
SCHOLA NOVA	1	4	964	798				1	86				T/P	1.509	0	
SHK	1	5	7.917	7.344	415	573		8	159	17	21	4	T/P	incl. in IBF		
SHOPPING CENTRE NEW!	1	5	1.645	1.471		12		1	154		1		T/P	incl. in DOMO		
STYL I	1	3	12.936	12.113	1.980			18	579	102	55	29	T/P	19.341	1.968	
STYL II	1	3	13.480	12.243	2.290			18	630	125	33	23	T/P	16.479	1.983	
TEXPO	last run	5	1.832	1.832	69			5	63	5	3	1	T/P	incl. in DOMO		
TEX-TEC NEW!	1	4	361	361	16			5	20	3	4	3	T/P	incl. in WOOD-TEC		
URBIS	1	5	3.229	1.309	29	1.920		4	112	3	15		T/P	incl. in IBF		

2001 Events by Cities	Interval Years	Duration Days	Space					Exhibitors					Visitors				
			Rented Space (sq.m.)					Exhibitors with their own stands			Represented firms		Admis- sion for Trade/ Public	Tickets ▲			
			Total	Halls		Open air		from ... Countries	Total	Foreign	Total	Foreign		Total	Foreign	Total	Foreign
				Total	Foreign	Total	Foreign										
WOOD-TEC	2	4	10.746	10.139	696	490		14	277	42	52	46	T/P	48.976	1.305		
X-ART	1	5	1.727	1.727	149			3	90	8	2	1	T/P	incl. in DOMO			
Budapest (H) AGRO-MASHEXPO	1	6	12.559	2.017	112	10.542	132	5	185	4	30	27	T	13.879	423		
ART BUDAPEST	1	4	608	608	30			7	78	6			T/P	incl. in CARAT			
AUTOMOBIL	2	4	37.087	29.248	54	7.839	131	12	299	12			T/P	143.535	2.870		
BEAUTY & HEALTH	1	4	547	547				1	54				P	incl. in CARAT			
BNV - Budapest International Fair	1	7	25.050	20.223	487	4.095		12	657	37	27	12	P	137.787	1.378		
BOAT SHOW	1	4	3.315	3.127	33	100		5	103	5			T/P	incl. in TRAVEL			
BUDATRANSPACK	2	4	5.801	5.749	216	44	22	12	187	35	17	16	T	22.758	744		
C+D - Defence Equipment and Aviation	2	4	2.735	2.095	394	93		14	97	23	4	4	T	4.793	266		
CARAT - Jewellery, Gems and Watches	1	4	1.376	1.374	18			6	83	5	2		T/P	8.496			
CHEMEXPO	2	4	5.040	5.028	651			17	255	81	76	65	T	incl. in MACH-TECH			
CONSTRUMA	1	5	31.426	20.577	1.482	10.849	49	18	782	88	58	48	T/P	73.310	865		
FeHoVa - Hunting, Fishing and Arms	1	4	2.224	2.069	9	101		3	129	2			T/P	incl. in TRAVEL			
HUNGAROMED	1	4	1.089	939	80			6	86	5	6	5	T	2.620	34		
HUNGAROTHERM - Heating, Ventillation, Sanitation and Air ConditionTechnology	2	5	12.858	12.198	582	660		11	318	25	41	38	T/P	incl. in CONSTRUMA			
INDUSTRIA - International Industry Trade Fair	1	4	22.098	19.211	2.195	1.553		21	753	156	244	219	T	25.390	856		
INFO - International Trade Fair for Information and Communication Technology	1	5	5.633	5.336	109	207		4	169	5	3		T/P	23.939	5		
MACH-TECH - International Trade Exhibition of MachineManufacturing Technology	2	4	10.384	10.375	1.084	9		16	295	81	26	20	T	14.315	558		
ÖKO-TECH	1	4	3.512	3.059	1.016	453		7	202	64	22	21	T	incl. in BUDATRANSPACK			
PRINTEXPO	2	4	4.704	4.672	127	32		6	138	8	22	21	T	incl. in BUDATRANSPACK			
PROMOTION	2	4	3.092	2.696	77	62		5	163	5			T	incl. in BUDATRANSPACK			
SECUREX	1	4	826	721	119			12	83	26	9	8	T/P	1.810	141		
SNOW SHOW - Rendez-Vous for Winter Sports Fans	1	4	4.081	3.381	97			4	108	5			P	32.819	n.a.		
SPORT	1	5	3.491	2.501	19	249		4	123	3			T/P	incl. in TRAVEL			
TRAVEL	1	5	12.894	11.981	2.320	523		44	847	128			T/P	112.752	n.a.		


☞ Recognized by UFI-Union des Foires Internationales (Union of International Trade Fairs)

* Ascertained by representative sampling

▲ For the definitions see page 6/7

* not audited

2001 Events by Cities	Interval Years	Duration Days	Space					Exhibitors					Visitors		
			Rented Space (sq.m.)					Exhibitors with their own stands			Represented firms		Admission for Trade/Public	Tickets ▲	
			Total	Halls		Open air		from ... Countries	Total	Foreign	Total	Foreign		Total	Foreign
				Total	Foreign	Total	Foreign								
UKBA - International Trade Fair for Confectionary, Bakery and Gastronomy	1	4	3.263	2.943	97			4	101	5	9	9	T	11.956	550
Caen (F) CAEN international fair	1	11	35.270	13.867	1.452	21.403	198	42	798	178	683	31	P	193.566	989
CAGLIARI (I) INTERNATIONAL FAIR OF SARDINIA	1	12	44.880	24.230	1.800	20.650	1.150	19	742	140	1.535	200	P	366.000	7.100
Cannes (F) Cannes Market	1	12	4.611	4.611	3.302			35	132	108	137	133	T	10.405	7.485
International boat show	1	6	39.224	10.179	2.583	29.045	12.709	28	350	98	405	304	T/P	43.024	522
MAPIC - The international market for retail real estate	1	3	6.509	6.509	3.747			34	251	139	386	293	T	4.938	2.657
MIDEM - International record, music publishing and video music market	1	5	11.245	11.245	9.866			69	369	329	1.777	1.514	T	10.640	8.831
MIP TV - International TV program market	1	5	19.061	17.079	14.822	1.982	1.794	54	481	418	747	604	T	11.049	9.165
MIPCOM - International film and program market for TV, video, cable and satellite	1	5	18.728	16.691	14.509	2.037	1.924	48	490	426	754	626	T	9.943	8.281
MIPIM - International property market	1	4	15.580	15.580	12.847			43	364	263	1.644	1.423	T	15.145	11.775
CARRARA (I) INTERNATIONAL MARBLE, MACHINE AND SERVICE FAIR	1	4	28.394	10.303	543	18.091	3.584	30	551	111	217	53	P	35.548	15.875
Castres (F) CASTRES Fair	1	10	11.397	4.735		6.662			245				P	41.148	
Ceské Budejovice (SK) ADVENT MARKET	1	4	816	479		337		1	102		2	2	T/P	incl. in Fashion Show	
BEER FESTIVAL	1	2	1.064	475		309		2	36	1			T/P	9.145	
BREAD BASKET	1	7	26.108	6.999	209	18.439	530	30	627	29	63	63	T/P	141.863	
BUILDING FAIR, THERMOKLIMA, ELEKTROWORLD	1	4	2.220	1.246		554		1	75		11	11	T/P	6.405	
CABLEX - Electronic Cabling	1	3	60	60				1	7				T/P	700	
COMMERCIAL AND PRESENTATION DAYS OF ADVERTISING	1	2	1.032	1.002				3	28	2			T/P	2.538	
EDUCATION AND CRAFT, CHILD AND ITS LIFE	1	4	3.006	1.974		452		1	140		1	1	T/P	15.567	
EKOSTYL	1	4	867	381		66		1	47		1	1	T/P	incl. in Building fair	
FASHION SHOW	1	4	1.342	709		413		1	118		2	2	T/P	36.254	
HOBBY	1	5	10.613	3.062		6.821		1	462				T/P	85.774	
HOBBY - AUTUMN	1	4	3.248	1.295	1	1.023		2	162	1	3	3	T/P	22.132	
MOBIL SALON - Fair for Motorisation	1	4	10.542	2.289		7.233		1	88		3	3	T/P	14.844	

2001 Events by Cities	Interval Years	Duration Days	Space					Exhibitors					Visitors		
			Rented Space (sq.m.)					Exhibitors with their own stands			Represented firms		Admission for Trade/ Public	Tickets ▲	
			Total	Halls		Open air		from ... Countries	Total	Foreign	Total	Foreign		Total	Foreign
				Total	Foreign	Total	Foreign								
PRESENTATION OF HIGH SCHOOLS	1	1	209	209				1	46				T/P	1.237	
Châlons-en-Champagne (F) CHALONS-EN-CHAMPAGNE Fair	1	10	51.650	7.998	149	43.652	302	10	604	14	43		P	196.319	1.451
Chambéry (F) Home and garden exhibition	1	4	5.961	4.185		1.776			244		72		P	29.012	
SAVOY'S Fair	1	10	17.286	9.293		7.993			354		53		P	73.113	
Charleroi (B) ARTS MENAGERS	1	17	18.096	18.096	1.582			388	448	60			T/P	174.076	
MAISON	1	9	12.085	12.085	65			294	298	4			T/P	57.208	
SPORT	1	9	1.730	1.730	24			66	68	2			P	incl. in Vacances-Loisirs	
VACANCES-LOISIRS	1	9	7.370	7.370	1.264	NA	NA	152	229	77			P	97.181	
Charleville-Mézières (F) CHARLEVILLE-MEZIERES Fair	1	9	6.111	3.326	131	2.785	12		175	10			P	59.790	
Châteaubriant (F) CHATEAUBRIANT Fair	1	4	31.703	3.126		28.577			290				P	40.663	
Clermont-Ferrand (F) CLERMONT-FERRAND Fair	1	10	20.455	6.804	139	13.651		5	399	7	1		P	114.830	
Coburg (D) Oberfranken-Ausstellung - Regional Consumer Exh.	2	9	7.557	4.951	112	2.606	42	3	254	5	20		P	49.204	
Colmar (F) COLMAR Fair	1	10	21.974	8.159	135	13.815	281		329	14			P	227.713	
Copenhagen (DK) Scandinavian Furniture Fair	1	5	21.596	21.596	2.258			18	332	53	13	4	T/P	16.401	3.277
Copenhagen International Fashion Fair, Autumn ¹⁾	1	4	30.713	30.713					3.014		15		T	15.772	
Copenhagen International Fashion Fair, Spring ¹⁾	1	4	29.655	29.655					2.964		71		T	18.336	
Ferie - Travel and Tourism ¹⁾	1	3	18.970	18.970					649		39		P	39.104	
Laegedage ¹⁾	1	5	1.407	1.407					138		4		T	2.505	
Netværk Telecom Internet ¹⁾	1	3	5.621	5.621					184		23		T	10.944	
Scandefa - Dental Fair ¹⁾ 	1	3	3.569	3.569					319		27		T	8.242	
Tema ¹⁾	2	4	15.098	15.098					1.004		46		T	43.017	

 Recognized by UFI-Union des Foires Internationales (Union of International Trade Fairs) * Ascertained by representative sampling ▲ For the definitions see page 6/7 * not audited ¹⁾ audited by SFE

2001 Events by Cities	Interval Years	Duration Days	Space					Exhibitors					Visitors		
			Rented Space (sq.m.)					Exhibitors with their own stands			Represented firms		Admission for Trade/Public	Tickets ▲	
			Total	Halls		Open air		from ... Countries	Total	Foreign	Total	Foreign		Total	Foreign
				Total	Foreign	Total	Foreign								
VVS Forum	2	3	7.507	7.507					444		28		T	*	
Cottbus (D) Chance	1	2	841	841				1	86				T/P	3.175	
Florian	1	3	1.961	1.961	84			3	103	2	7		T	4.762	
Motorrad - Motor Cycle Exhibition	1	2	1.743	1.743				1	41				P	8.452	
SpreeBAU - Building Exhibition	1	3	4.053	3.740	15	313		2	233	1	13		T/P	8.470	
SpreeMesse - Regional Consumer Exhibition	1	4	4.081	3.943	62	138		4	309	12	3		P	15.326	
Travel, Leisure, Caravan	1	3	3.627	3.627	88			8	171	15	3		P	14.487	
Darmstadt (D) Hessenschau - Regional Consumer Exhibition	1	9	13.399	9.975	293	3.424	60	7	427	11			P	78.000	
Debrecen (SK) HAJDUÉP - Bulding and Furnishing Exhibition	1	3	3.003	1.313	12	1.690		2	140	1	28		T/P	23.600	
X. FARMER EXPO - Agriculture and Food Industry	1	4	20.500	8.712	97	8.288	70	4	412	5	53		T/P	42.000	
Den Bosch (NL) Love & Marriage Beurs	1	2	2.000	2.000					67				P	3.098	
Den Haag (NL) Holland Art Fair	1	5	3.353	3.353					82				P	10.830	
Love & Marriage Beurs	1	2	1.750	1.750					52				P	2.755	
Dijon (F) DIJON international gastronomic fair	1	12	12.661	12.661	608			35	531	41	268	109	P	192.384	1.152
Dortmund (D) CREATIVA	1	5	7.772	7.772	679			10	442	40			P	83.319	1.166
DORTMUNDER HERBST - Regional Consumer Exhibition	1	10	20.166	20.166	1.059			16	750	43	2		P	142.404	1.709
ELEKTROTECHNIK	2	4	22.085	22.085	359			9	571	12	26	7	T	32.808	361
FAHOBA - Autumn	1	3	2.219	2.219	100			3	61	2	6		T	1.903	
FAHOBA - Spring	1	3	2.599	2.599	140			2	72	4			T	2.286	
German Minerals Days	1	2	813	813	95			12	188	31			P	6.262	
German Weapons Exchange	1	4	3.740	3.740	474			11	209	33			P	19.447	
HairPower	1	2	1.251	1.251	101			5	64	6			T	7.866	
HobbyTronic – Computerschau	1	5	4.317	4.317	90			4	192	5			P	55.450	943
INTERMODELLBAU	1	5	8.723	8.723	408			11	386	23			P	99.346	7.848
Inter-tabac ☺	1	3	5.803	5.803	737			17	152	43	3	1	T	4.168	546

2001 Events by Cities	Interval Years	Duration Days	Space					Exhibitors					Visitors		
			Rented Space (sq.m.)					Exhibitors with their own stands			Represented firms		Admission for Trade/ Public	Tickets ▲	
			Total	Halls		Open air		from ... Countries	Total	Foreign	Total	Foreign		Total	Foreign
				Total	Foreign	Total	Foreign								
JAGD & HUND - Hunting and Fishing	1	6	12.079	12.079	2.362			26	503	140	3		T/P	62.193	3.545
RAUMAUSSTATTUNG - Interior Design	1	3	11.511	11.511	242			8	223	13	1	1	T	10.314	227
WEST-ANTIQUE	1	4	1.182	1.182	56			4	69	4			P	2.537	
Dresden (D)															
Antik Dresden/Formschau/Gourmet	1	3	2.485	2.485	217			5	208	37			P	7.634	
COMTEC / IFM	1	3	5.810	5.810	54			5	366	6	86	4	T	15.631	
Dresden Travel Market	1	3	5.223	5.136	712	87		30	422	83	20	8	P	26.327	132
Dresdner Ostern - Garden, Pet and Handicraft Exh.	1	4	3.997	3.372		625		1	231		39		P	44.159	
HAUS - Building Exhibition	1	4	10.375	9.324	128	1.051		6	508	7	29	3	T/P	30.562	
KarriereStart	1	3	3.039	3.039				1	215		5		T/P	16.182	
SachsenKrad - Motorcycle Exhibition	1	3	3.710	3.710	14			2	102	1			P	30.268	
Düsseldorf (D)															
A + A - Occupational Safety and Health at Work	2	4	50.255	49.776	16.768	479		49	1.300	613			T	48.882	7.821
art antique	1	9	4.960	4.960	166			3	116	4			P	19.831	
BEAUTY INTERNATIONAL	1	3	22.514	22.498	2.061	16		20	603	90			T	52.700	2.951
boot	1	9	100.400	100.067	41.267	333	54	45	1.756	651			P	354.365	33.665
CARAVAN SALON	1	10	77.053	75.727	12.838	1.326	192	20	498	131			P	148.421	16.326
ENVITEC	3	4	18.907	18.907	3.773			24	599	145			T	20.161	4.718
GDS International Shoe Fair - Autumn	1	4	89.812	89.777	67.479	35	35	49	1.802	1.601			T	46.778	30.873
GDS International Shoe Fair - Spring	1	4	89.985	89.950	68.076	35	35	50	1.810	1.606			T	50.277	34.188
h & h - Textile Handicraft, Crafts and Hobby Supplies	1	3	8.128	8.128	2.267			20	206	106	17	8	T	6.190	1.231
INTERKAMA	3	5	32.344	32.344	5.463			33	815	266	25	17	T	41.887	12.985
K	3	8	151.126	151.081	81.132	45		53	2.872	1.721			T	227.934	116.474
MEDICA	1	4	106.865	106.415	39.352	450		59	3.508	1.992			T	128.106	34.717
ProWein	1	3	33.322	33.322	17.198			32	2.709	1.863	263	229	T	24.289	3.400
PSI - Advertising Specialties	2	3	29.803	29.803	11.502			25	836	329			T	8.787	5.667
REHACare International	2	4	30.017	29.997	5.845	20		27	860	240			T	48.678	5.841
VisCom	1	3	9.696	9.696	4.169			19	279	114			T	8.447	3.168

☞ Recognized by UFI-Union des Foires Internationales (Union of International Trade Fairs)

* Ascertained by representative sampling

▲ For the definitions see page 6/7

* not audited

2001 Events by Cities	Interval Years	Duration Days	Space					Exhibitors					Visitors		
			Rented Space (sq.m.)					Exhibitors with their own stands			Represented firms		Admis- sion for Trade/ Public	Tickets ▲	
			Total	Halls		Open air		from ... Countries	Total	Foreign	Total	Foreign		Total	Foreign
				Total	Foreign	Total	Foreign								
Erfurt (D) Leisure & Caravaning Exhibition	1	4	4.737	4.737	283			8	190	18			P	29.056	
riding - hunting - fishing	1	3	3.207	3.069	51	138		5	227	5			P	24.812	1.129
Thüringen-Ausstellung - Regional Consumer Exhibition	1	9	9.846	8.905	173	941		5	502	9			P	64.998	
Essen (D) Antiquitäten	1	8	1.839	1.839	162			5	69	7			P	4.935	84
E - world of energy	1	3	6.618	6.618	1.278			11	228	48			T	5.643	621
EQUITANA	2	9	35.769	35.769	8.321			25	826	218			P	206.922	12.622
FIBO	1	4	32.581	32.581	8.138			23	427	108			T/P	57.308	9.225
HAUS + GARTEN	2	5	6.520	6.500	331	20		8	273	11			P	62.800	
IFLO	1	3	7.123	7.123	428			20	168	19			T	9.457	1.021
IPM	1	4	42.693	42.693	16.487			22	1.279	503			T	60.005	12.361
MODE-HEIM-HANDWERK - Regional Consumer Exh.	1	9	22.732	22.732	1.696			23	841	59			P	175.467	702
ROOF + WALL	1	4	29.017	26.028	2.835	2.989		17	495	74	1		T	40.793	3.427
SCHWEISSEN & SCHNEIDEN	4	7	47.677	47.677	20.215			43	963	497			T	65.268	29.958
Tourism/Camping	1	5	35.331	35.331	3.401			34	887	208			P	101.703	407
Frankfurt/Main (D) Ambiente	1	5	187.595	187.595	87.861			85	4.940	2.821			T	153.705	48.573
Art Frankfurt	1	4	8.278	8.278	1.267			10	198	37			P	11.116	70
CLEANROOMS Europe	1	3	2.951	2.951	755			15	188	74	4	2	T	2.209	
European Banking Technology Fair	1	3	11.432	11.432	1.505			17	311	53	124	21	T	7.288	219
Franchise	1	4	2.917	2.917	622			12	149	23			T/P	5.610	252
Heimtextil	1	4	148.847	147.247	95.173	1.600		67	3.121	2.417			T	96.790	48.351
IFFA / IFFA Delicat	3	6	59.184	59.096	26.099	88		34	858	415	4	3	T	53.874	19.841
ISH	2	5	150.078	149.301	52.910	777	33	42	2.373	1.185	52	29	T	199.027	37.512
Marketing Services	1	3	15.475	15.475	1.127			15	799	57			T	18.146	
Musikmesse / Pro Light & Sound	1	5	65.539	64.834	33.966	705		50	2.134	1.192			T/P	97.571	24.292
Premiere	1	5	135.611	135.611	65.206			68	3.506	2.328	9	2	T	99.570	43.956
TechMed	1	3	565	565	164			6	48	13	5	3	T	386	100
Techtextil	2	3	20.985	20.985	12.418			41	759	495			T	17.200	8.308
Tendence	1	5	181.014	181.014	78.579			84	4.687	2.378			T	110.677	27.065

2001 Events by Cities	Interval Years	Duration Days	Space					Exhibitors				Visitors			
			Rented Space (sq.m.)					Exhibitors with their own stands			Represented firms		Admis- sion for Trade/ Public	Tickets ▲	
			Total	Halls		Open air		from ... Countries	Total	Foreign	Total	Foreign		Total	Foreign
				Total	Foreign	Total	Foreign								
Fredericia (DK) Fredericia International Boat Show	2	7	15.443	15.443	87			21	178	5			P	35.291	
Rehab / Cure & Care-Equal Opportunities	1	3	8.389	8.184	237	205		4	236	14	500	110	T/P	9.315	621
Freiburg (D) Baden Messe - Reg. Craft and Industry Exhibition	3	9	16.921	10.612	863	6.309	48	10	511	24	197	6	P	102.207	
CFT - Camping, Leisure, Tourism	1	9	18.564	17.929	4.277	635	10	6	274	24	208	16	P	74.312	
Intersolar	1	3	4.727	4.454	420	273	60	12	206	28			T/P	13.018	
Friedrichshafen (D) AERO	2	4	28.838	19.692	4.238	9.146	2.334	24	497	138	143	108	T/P	51.237	13.270
Aqua-Fisch	2	4	7.293	6.961	525	332		9	165	24	57	32	T/P	34.172	4.955
EUROBIKE	1	4	26.920	25.764	12.072	1.156	515	28	557	337	98	87	T	37.057	9.635
European OutDoor Trade Fair	1	4	17.204	16.934	7.439	270		30	411	248	193	172	T	10.590	5.062
HAM RADIO/HAMtronic	1	3	4.834	4.710	776	124	20	27	234	55	87	62	P	17.653	
IBO - Int. Fair for Consumer and Investment Goods	1	9	19.725	16.661	848	3.064	60	14	553	38	142	30	P	75.722	
INTERBOOT	1	9	34.909	29.591	9.463	5.318	1.112	17	533	137	209	148	P	103.498	23.805
Gelnhhausen (D) ÖKO-TRENDS	1	3	1.630	843		787		1	72		1		T/P	5.225	87
GENEVA (CH) VITAFOODS - Int. Exhibition and conference on foods for vitality and health	1	3	3.579	3.579	3.114			28	270	241			T	3.508	
Gent (B) Adventure Affair	1	3	4.456						134				T/P	17.590	
Belgian Boat Show	1	9	15.647						227				P	66.075	
BIS Bouw- en Immosalon + Immosfeer	1	9	15.755						351				T/P	81.845	
Countryside	1	4	8.744						285				P	53.435	
Eurofinish	2	3	4.415						172				T	4.116	
Financial Business Days + Human Capital Fourm	1	2	921						86				T	1.857	
Horeca Expo	1	5	27.207						610				T/P	63.647	
Kiosk	2	3	3.516						77				T	4.903	
Sfeer	1	6	11.135						153				P	38.493	

☞ Recognized by UFI-Union des Foires Internationales (Union of International Trade Fairs)

* Ascertained by representative sampling

▲ For the definitions see page 6/7

* not audited

2001 Events by Cities	Interval Years	Duration Days	Space					Exhibitors					Visitors		
			Rented Space (sq.m.)					Exhibitors with their own stands			Represented firms		Admission for Trade/Public	Tickets ▲	
			Total	Halls		Open air		from ... Countries	Total	Foreign	Total	Foreign		Total	Foreign
				Total	Foreign	Total	Foreign								
Vitasana	1	1	2.757						86				T	1.664	
Gießen (D) BAU Expo - Building Exhibition	1	4	6.322	5.530	64	792		3	325	2	72		T/P	18.155	
MittelhessenSchau - Regional Consumer Exhibition	1	4	4.279	2.759	69	1.520	24	4	228	3	7		P	12.234	
Gornja Radgona (SLO) International fair of agriculture and food industry 🇸🇮	1	9	20.465	7.680	1.534	12.785	2.540	13	414	69	201	108	T/P	65.848	
Megra 🇮🇳	1	5	10.466	5.828	1.344	4.638	1.255	7	257	50	185	164	T/P	12.546	
Gothenburg (S) Båtmässan 🇸🇪	1	9	14.216	14.136		80			503		22		P	72.918	
Book & Library Fair	1	4	10.812	10.812					893		33		T/P	65.630	
Bygg & Anläggning/VVS & Indoor Clima/Byggmaskiner	2	4	8.848	8.813		35			500		22		T/P	13.485	
Dagens Hushåll - Consumer Goods Fair	1	5	4.289	4.262		27			225		12		P	46.482	
Dagligvaruhandeln - Supermarket	3	4	1.447	1.429		18			65				T	1.331	
Elfack 🇸🇪	2	5	17.455	17.359		96			1.230		34		T	26.520	
Göteborg Shipping Week	2	3	1.243	1.243					181		18		T	1.953	
Göteborgs Motorshow	3	5	10.421	10.421					109				P	37.503	
Hotel	3	4	717	717					40				T	456	
Interfood 🇮🇳	3	4	6.938	6.938					188				T	7.895	
Leva & Fungera	2	3	5.272	5.248		24			338		22		T/P	15.650	
Miljöteknik	2	4	4.746	4.725		21			530		25		T	6.796	
På två hjul	2	4	10.622	10.622					152		3		P	55.534	
Persontrafik - Public Transport	2	3	7.438	7.438					179		22		T	3.855	
Gift & Design, autumn	1	4	4.860	4.860					260		26		T	3.564	
Gift & Design, spring	1	4	3.917	3.917					165		13		T	3.141	
ProcessTeknik	3	4	4.609	4.609					851		30		T	5.579	
Scanautomatic 🇮🇳	2	4	13.820	13.820					1.416		37		T	11.968	
Scandinavian Fastfood	3	4	1.454	1.454					44				T	1.014	
Student- & Kunskapsmässan	1	3	2.250	2.234		16			158		13		P	13.574	
TUR - Travel and Tourism	1	4	16.678	16.647		31			2.219		95		T/P	45.502	
Wine & Spirits EXPO	3	4	1.423	1.423					47				T	5.419	

2001 Events by Cities	Interval Years	Duration Days	Space					Exhibitors					Visitors		
			Rented Space (sq.m.)					Exhibitors with their own stands			Represented firms		Admission for Trade/ Public	Tickets ▲	
			Total	Halls		Open air		from ... Countries	Total	Foreign	Total	Foreign		Total	Foreign
				Total	Foreign	Total	Foreign								
Graz (A) HÄUSLBAUER (The Housebuilder)	1	4	15.845	14.920	473	925		6	477	17	43	12	T/P	28.649	229
Grenoble (F) GRENOBLE international fair	1	11	22.361	19.668	845	2.693	50	33	595	46	350	101	P	128.588	
SIG PRO - Equipment fashion and leisurewear for winter and mountain sport	1	4	11.957	11.957	3.058			23	294	68	456	288	T	11.041	345
Grevenbroich (D) Rhein-Erft-Schau - Regional Consumer Exhibition	1	9	4.307	2.717	133	1.590		5	158	5			P	88.264	
Halle (D) Real Estate Exhibition	1	2	575	575				1	43				T/P	1.092	
SaaleBAU - Building Exhibition	1	3	3.061	2.810		251		1	187		8		T/P	7.354	
SaaleMesse - Regional Consumer Exhibition	1	5	4.162	3.596	18	566		3	224	2	12		P	13.652	
Tourism and Leisure	1	3	1.923	1.723	89	200		6	168	12	3	3	P	10.030	
Hamburg (D) DU UND DEINE WELT - Regional Consumer Exhibition	1	10	29.158	27.389	3.558	1.769	89	41	1.001	116			P	210.910	1.687
hanseboot	1	9	39.400	34.705	9.580	4.695	915	28	909	191			P	143.536	6.603
INTERNORGA	1	6	41.093	39.922	3.954	1.171		19	830	105			T	110.291	3.640
REISEN HAMBURG - Tourism, Caravaning	1	9	26.527	26.203	3.816	324	59	72	774	269	15	14	P	128.993	1.935
USSIFA - September	1	3	2.663	2.663				1	98				T	3.011	
Schaufenster Harburg - Regional Consumer Exhibition	1	6	2.188	1.872	21	316	30	3	120	2			P	7.949	
Hannover (D) ABF	1	9	33.657	33.645	1.353	12		15	551	46			P	117.399	
AGRITECHNICA	2	7	118.943	116.409	27.469	2.534	694	32	1.331	426	81	46	T	247.497	32.175
Arts and Antiques Fair	1	9	2.271	2.271	36			2	74	1			P	15.557	
Bildungsmesse	1	5	21.965	21.965	559			12	688	34			T	67.728	1.015
BIOTECHNICA	2	3	15.132	15.132	3.777			29	1.069	332			T	13.167	2.370
CeBIT	1	7	431.875	415.681	97.561	16.194	4.330	61	8.093	3.060			T/P	849.252	171.549
Direkt Markt	1	3	2.916	2.916	102			7	171	12			T	6.261	
DOMOTEX	1	4	96.134	96.134	57.494			60	1.145	778			T	45.558	22.323
EMO	4	8	192.164	192.164	110.668			39	2.276	1.253			T	193.016	62.150

☞ Recognized by UFI-Union des Foires Internationales (Union of International Trade Fairs)

* Ascertained by representative sampling

▲ For the definitions see page 6/7

* not audited

2001 Events by Cities	Interval Years	Duration Days	Space					Exhibitors					Visitors				
			Rented Space (sq.m.)					Exhibitors with their own stands			Represented firms		Admission for Trade/Public	Tickets ▲			
			Total	Halls		Open air		from ... Countries	Total	Foreign	Total	Foreign		Total	Foreign	Total	Foreign
				Total	Foreign	Total	Foreign										
HANNOVER MESSE	1	6	240.530	238.598	66.029	1.932	246	63	6.924	3.032			T	254.650	69.010		
IKK	1	3	29.565	29.565	12.787			40	803	434			T	20.461	8.594		
Infa - Regional Consumer Exhibition	1	9	32.523	32.161	2.499	362		26	1.253	80			P	227.259			
LIGNAplus	2	5	145.083	136.420	71.594	8.663	2.489	48	1.933	993			T	114.169	40.758		
NORDBACK	1	4	7.248	7.248	298			8	254	12			T	6.897	207		
Pferd & Jagd - Equestrian Sports, Hunting, Fishing	1	4	18.701	18.683	1.063	18		17	635	53			P	88.614			
Heidenheim (D) KONTAKTA - Regional Consumer Exhibition	2	9	5.355	4.271	15	1.084		2	318	1			P	57.636			
Helsinki (SF) Auto&Korjaamo	2	3	7.381	7.361		20			121		15		T	16.841			
Automation	2	3	8.036	8.036					195		856		T	20.174			
Camping Car	1	3	2.283	2.283					24				P	72.512			
EDUCA	1	2	1.829	1.829					139		49		T	4.863			
Elkom	2	4	10.977	10.977					387		1.909		T	20.822			
ELMA Helsinki Food and Agriculture Show	2	4	3.476	3.476					468				T	33.235			
Finnish Chemical Congress and Exhibition	1	3	3.559	3.559					151		716		T	10.455			
Finnish Medical Convention and Exhibition	1	5	4.369	4.369					186		144		T	13.936			
FinnSec -messut	2	3	4.746	4.746					178		309		T	12.257			
Forma Kevät	1	3	3.470	3.470					242		12		T	3.671			
Habitare	2	6	18.950	18.950					527		334		T	98.723			
Health&Beauty	1	3	3.058	3.058					279		78		P	21.917			
Helsinki Book Fair	1	4	4.035	4.035					294		81		P	29.856			
Helsinki International Boat Show	1	10	17.423	17.378		45			327		339		T+P	82.976			
Helsinki International Fashion Fair I	1	3	6.918	6.918					287		22		T+P	14.648			
Helsinki International Fashion Fair II	1	3	7.738	7.738					217		17		T+P	16.441			
Hydraulics and Pneumatics	2	3	3.380	3.380					63		705		T	20.174			
Light, Electricity	2	3	3.089	3.089					130		214		T	7.691			
MainPro	2	3	2.676	2.676					155		90		T	4.519			
MATKA	1	4	12.058	12.058					1.617		212		T+P	72.512			
Mecatec	2	3	2.889	2.889					80		357		T	20.174			
Mobile Communications Expo	1	2	1.366	1.366					93		27		T	3.868			

2001 Events by Cities	Interval Years	Duration Days	Space					Exhibitors					Visitors		
			Rented Space (sq.m.)					Exhibitors with their own stands			Represented firms		Admis- sion for Trade/ Public	Tickets ▲	
			Total	Halls		Open air		from ... Countries	Total	Foreign	Total	Foreign		Total	Foreign
				Total	Foreign	Total	Foreign								
Oma Koti	2	6	1.624	1.624					97		34		P	98.723	
Oma Mökki	1	4	1.070	1.054			16		91		10		P	incl. in Spring Garden	
PacTec	3	4	8.958	8.958					253		498		T	14.834	
PulPaper	3	3	14.497	14.442			55		304		722		T	14.704	
Real Estate	2	4	3.369	3.369					182		75		T/P	incl. in Spring Garden	
Shoe and Bag Fair I	1	3	1.883	1.883					64		51		T/P	7.827	
Shoe and Bag Fair II	1	3	1.879	1.879					62		45		T/P	10.856	
SKIEXPO	1	3	4.605	4.605					156		141		P	33.224	
Sportexpo - Golfexpo - Fillariexpo - Fitnessexpo	1	3	4.507	4.507					160		140		P	29.355	
Spring Garden	2	4	5.795	5.795					194		70		T/P	82.792	
That's IT works	1	3	5.063	5.063					168		234		T	13.777	
The Finnish Dental Meeting and Exhibition	1	3	1.635	1.635					89				T	5.546	
Uiva Flytande	1	4	1.414						114				P	13.522	
ViiniExpo	2	3	2.019	2.019					63				T/P	8.577	
Herning (DK) Agromek	1	6	na										T/P	80.783	10.551
Auto Teknik	2	4	5.800	5.800				2	151	3			T	10.554	159
Foodtech Scandinavia	2	3	9.947	9.947	487			9	291	22			T/P	10.901	1.063
Formland	1	4	18.591	18.591	668			5	583	37	37	37	T	16.351	2.012
HI 2001 - Trade Fair	1	5	42.765	35.165	670	7.600		11	828	28			T/P	48.718	1.099
Nordic Bakery Trade Fair	2	5	7.176	7.176	761			9	109	21			T/P	11.780	1.732
Transport	2	5	41.026	41.026	888			6	239	13			T/P	49.683	3.879
Himos (SF) Loma-asuntomessut Himoksella	1	17	3.400	2.622		778			116				P	31.989	
Hof (D) Oberfranken-Ausstellung - Regional Consumer Exhibition	2	9	10.225	7.427	201	2.798		4	324	10	61	1	P	45.769	
Idar-Oberstein (D) INTERGEM	1	4	1.569	1.569	96			6	110	7			T	2.400*	594

Recognized by UFI-Union des Foires Internationales (Union of International Trade Fairs)

* Ascertained by representative sampling

▲ For the definitions see page 6/7

* not audited

2001 Events by Cities	Interval Years	Duration Days	Space					Exhibitors					Visitors		
			Rented Space (sq.m.)					Exhibitors with their own stands			Represented firms		Admission for Trade/Public	Tickets ▲	
			Total	Halls		Open air		from ... Countries	Total	Foreign	Total	Foreign		Total	Foreign
				Total	Foreign	Total	Foreign								
Immenstadt (D) Oberallgäuer Frühjahrsausstellung - Reg. Consumer Exhibition	2	5	3.281	2.001	50	1.280		3	223	4	34		P	32.192	
Ingolstadt (D) miba - Regional Consumer Exhibition	2	9	13.230	9.796		3.434		1	459				P	91.146*	
Innsbruck (A) Tyrolean Spring Fair	1	4	18.625	14.051	898	4.574	223	5	438	47			P	35.679	
Jesteburg (D) Jesteburger Ausstellung - Regional Consumer Exhibition	1	6	2.880	2.832	48	48		3	149	2			P	12.080	
Jönköping (S) Bilspport Street & Sound	1	2	7.500	7.500					260				T/P	10.462	
Custom Motor Show	1	4	13.870	13.120		750			488		5		P	33.901	
Elmia Fastighet - Elmia Property Management	2	4	7.580	7.580					320		12		T	20.329	
Elmia Food Mart	2	3	9.319	9.319					403		23		T	7.909	
Elmia Garden	1	2	4.099	4.099					154		19		T	2.274	
Elmia Gjutec - Elmia Casting	3	3	1.616	1.616					130		19		T	incl. in Elmia Tool	
Elmia Husvagn & Husbil - Scandinavian Caravan Show	1	5	17.902	17.866		36			196		10		T/P	31.793	
Elmia Agricultural Exhibition Livestock & Technology 🇫🇮	2	4	11.749	11.719		30			373		19		T	24.632	
Elmia Park & Golf	2	4	9.998	6.173		3.825			230		24		T	20.329	
Elmia Qualitec	2	3	1.934	1.934					204		19		T	incl. in Elmia Tool	
Elmia Tool	2	3	3.276	3.276					322		24		T	6.553	
Elmia Subcontractors 🇫🇮	1	4	17.125	17.125					1.330		37		T	15.710	
Elmia Wood 🇫🇮	4	4	320.969	1.909		319.060			482		31		T	54.369	
NordCon	2	3	12.836	12.001		835			229		19		T	10.153	
Nordic Rail	2	3	5.455	5.413		42			280		27		T	3.498	
Jyväskylä (SF) Ennakko Killeri	1	3	9.850	8.850		1.000			102		112		T	20.050	
FinnGraf	2	3	4.445	4.445					159		264		T	10.752	
Lahja- ja kulutustavaramessut	1	2	974	949		25			124				P	5.831	
Moottorikkelkamessut	1	3	6.589	6.063		526			90		63		T/P	11.898	
Puu ja Metsä	2	3	7.658	5.235		2.423			249		177		T/P	12.639	
Rakentaminen ja Talotekniikka	1	3+1	6.162	5.729		433			341		65		T/P	26.304	
Travels in Finland	1	2	767	767					152				T	2.372	

2001 Events by Cities	Interval Years	Duration Days	Space					Exhibitors					Visitors		
			Rented Space (sq.m.)					Exhibitors with their own stands			Represented firms		Admis- sion for Trade/ Public	Tickets ▲	
			Total	Halls		Open air		from ... Countries	Total	Foreign	Total	Foreign		Total	Foreign
				Total	Foreign	Total	Foreign								
Vapaapäivät, Minä ja Omaisuus, Vuoden Kokki	1	3	8.080	8.038		42			186		98		P	16.485	
Yritys	1	2	1.022	1.022					81		78		T	2.505	
Kajaani (SF) Asuntomessut Kajaanissa	1	31	5.913	5.163		750			143				T/P	154.682	
Karlsruhe (D) Blumen + Garten	2	4	2.584	2.584	60			2	84	1	57		P	22.770	
Body Life	1	4	4.360	4.360	260			5	135	5			T	7.676	514
HAUS ENERGIE UMWELT	2	4	2.673	2.591	60	82		3	153	3	2		T/P	10.517	
HOGAKA	2	4	5.394	5.369	382	25		5	174	14	31	1	T	17.373	
hortec	1	3	5.711	2.710	273	3.001	234	8	199	15	7		T	7.268	
LEARNTEC	1	4	5.764	5.744	200	20		9	167	16	40	4	T	4.730	431
Offerta - Regional Consumer Exhibition	1	9	13.696	12.850	940	846		10	532	34	26	2	P	100.792	
Kempten (D) Allgäuer Festwoche - Regional Consumer Exhibition	1	9	14.119	6.348	434	7.771		4	407	20			P	89.908	899
Kielce (PL) AGROTECH	1	3	2.260	1.852	30	408		3	119	13	6	6	T/P	15.907	n.a.
ALARM - Video Surveillance Conference and Exhibition	1	3	1.491	667		24		2	55	1			T	815	n.a.
ARMATURA-EXPO - IndustrialValves, Fittings, Pumps and Sealing Techniques Fair	1	3	1.072	272	18			3	29	2			T/P	incl. in ENEX	
AUTOSTRADA - POLSKA	1	3	8.416	3.792	595	3.824	283	17	551	86	2	2	T/P	11.660	n.a.
DOM - Residential BuildingMaterials and Interior Fitments	1	4	2.672	1.589		283		1	192		28	26	T/P	11.203	n.a.
EDUKACJA - Education Fair	1	3	1.466	646	8			2	69	1			T/P	4.022	n.a.
ENEX - Power Industry Symposiumand Exhibition	1	2	818	18				1	3				T/P	2.023	n.a.
INSTALTECH - Fair for Sanitation, Heating, Gas Engineering and Air Conditioning	1	3	1.056	181		75		1	17		2		T/P	incl. in ENEX	
INTERKAMIEN - International Fair Stone and Stone Machinery	1	4	1.366	525	83	41	12	6	44	6	1	1	T/P	incl. in DOM	
INTERNET	1	3	1.103	303	4			3	33	2			T/P	4.387	n.a.
KIELCE MOTOR SHOW	1	4	4.775	4.775				1	21				P	6.919	n.a.
KTS - National Co-operative Movement Fair	1	3	1.638	728	36	30		5	85	5			P	3.046	n.a.

Recognized by UFI-Union des Foires Internationales (Union of International Trade Fairs)

* Ascertained by representative sampling

▲ For the definitions see page 6/7

* not audited

2001 Events by Cities	Interval Years	Duration Days	Space					Exhibitors					Visitors		
			Rented Space (sq.m.)					Exhibitors with their own stands			Represented firms		Admission for Trade/Public	Tickets ▲	
			Total	Halls		Open air		from ... Countries	Total	Foreign	Total	Foreign		Total	Foreign
				Total	Foreign	Total	Foreign								
LAS-EXPO - Timber Industry and Forest Resources Management Fair	1	3	172	66		106		1	12				T/P	incl. in AGROTECH	
LOGISTYKA	1	3	11.156	2.552	44	714	84	4	108	3			T/P	10.487	n.a.
MASZBUD - International Construction Equipment Fair	2	3	3.354	813	43	1.741	412	5	62	10	9	9	T/P	3.038	n.a.
METAL - International Fair of Technologies for Foundry	1	3	3.302	2.501	779	1	1	18	244	105	19	18	T/P	2.669	n.a.
MOTOTECH - Motor Accessories Fair	1	4	352	352				1	34				T/P	incl. in Kielce Motor Show	
MSPO - International Defence Industry Exhibition	1	4	51.022	4.272	1.384	5.950	146	18	249	95			T/P	19.005	n.a.
OGRÓD I TY - Garden Fair	1	4	1.412	350		262		1	55		1	1	T/P	incl. in DOM	
PLASTPOL - International Fair of Plastics Processing	1	3	6.354	5.554	2.256			26	383	199	75	71	T/P	9.267	n.a.
SACROEXPO - International Exhibition of Church Construction	1	3	2.627	1.726	127	101		6	178	12			T/P	6.850	n.a.
SBP - Industrial Building Fair	2	3	118	118				1	13				T/P	incl. in MASZBUD	
TARGI PRACY - Job Fair	1	1	2.600	2.600				1	76				P	4.978	n.a.
TRANS-TRUCK - International Fair of Special Vehicles and Forwarding	2	3	453	59		394		1	9				T/P	incl. in MASZBUD	
ZDRÓJ - Sanatorium, Health-Resort, and Rehabilitation Fair	1	3	1.052	252				1	57				T/P	incl. in KTS	
Kiev (UA) REX - Advertising, Marketing Technologies and the Mass Media	1	4	2.334	1.921	43	48		3	243	2			T/P	12.184	27
Klagenfurt (A) Häuslbauer (The Housebuilder)	1	3	12.586	10.505	364	2.081		6	321	17	17		T/P	22.899	229
GAST	1	4	12.771	9.712	679	2.776	283	9	414	79	15		T	11.654	932+
Kleve (D) Rhein-Maas-Ausstellung - Regional Consumer Exhibition	1	9	7.193	5.222	364	1.971	228	5	274	13			P	82.983	
Köln (D) Anuga	2	5	147.272	147.272	92.618			92	5.583	4.319	622	304	T	164.440	73.404
DOMOTECHNICA	2	4	67.452	67.452	46.300			58	1.339	1.111	236	161	T	63.832	20.620
fsb	2	3	17.145	17.145	6.982			32	414	206	54	43	T	12.249	6.300
Herren-Mode-Woche/Inter-Jeans - Autumn	1	3	57.136	57.136	20.285			34	918	549	282	168	T	35.391	14.613
Herren-Mode-Woche/Inter-Jeans - Spring	1	3	66.591	66.591	26.342			37	1.017	604	278	158	T	48.936	22.104
IDS - International Dental Show	2	5	38.455	38.455	14.136			42	1.161	624	136	87	T	57.788	13.467
IFMA - bike world unlimited	1	4	26.882	26.882	9.862			37	668	378	71	35	T/P	32.352	4.815
INTERGEO	1	3	9.114	8.797	1.094	317		20	246	39	176	24	T	15.320	1.042
INTERNATIONAL FURNITURE FAIR	1	7	179.465	179.465	79.701			48	1.543	980	71	37	T/P	121.995	31.455

2001 Events by Cities	Interval Years	Duration Days	Space					Exhibitors					Visitors		
			Rented Space (sq.m.)					Exhibitors with their own stands			Represented firms		Admis- sion for Trade/ Public	Tickets ▲	
			Total	Halls		Open air		from ... Countries	Total	Foreign	Total	Foreign		Total	Foreign
				Total	Foreign	Total	Foreign								
International Hardware Fair/DIY'TEC	1	4	136.297	136.297	66.777			56	3.417	2.383	399	277	T	79.275	37.203
interzum/decovision	2	5	88.435	88.435	54.893			59	1.542	1.148	302	250	T	62.224	42.070
ISM - International Sweets and Biscuits Fair	1	4	47.920	47.920	28.205			67	1.283	1.028	245	204	T	32.933	20.371
Kind + Jugend - Autumn	1	3	29.839	29.839	13.597			39	511	295	35	20	T	11.577	6.177
Kind + Jugend - Spring	1	3	9.098	9.098	2.709			21	223	76	22	13	T	5.459	1.840
Kunst Messe Köln / kunstKöln	1	4	10.818	10.818	1.890			13	279	52			P	29.761	
Mastercrafts Fair NRW	1	5	8.498	8.498	584			22	680	69	208	11	P	46.504	
optica	1	4	12.694	12.694	1.117			17	337	71	269	176	T	19.257	2.311
Philatelia/T'card	2	3	2.572	2.572	335			25	158	35			P	8.120	
spoga/gafa	1	3	138.793	138.793	75.139			58	2.274	1.530	131	100	T	49.235	22.347
TRAVEL MARKET INTERNATIONAL	1	3	8.185	8.185	1.887			22	817	288	122	40	P	28.021	
Krefeld (D)															
Rheinische Landesausstellung - Reg. Consumer Exhibition	1	10	14.997	9.316	256	5.681	108	5	428	10			P	114.982	
La Rochelle (F) International in-water boat show	1	6	21.511	4.533	104	16.978	2.773	26	381	18	166	166	T/P	79.020	896
LA ROCHELLE Fair	1	10	26.503	10.883	2.385	15.620		4	442	4			P	68.988	
La Roche-sur-Foron (F) LA ROCHE-SUR-FORON international fair	1	11	24.994	13.102	273	11.892	361	32	541	17	518	264	P	113.649	743
La Roche-sur-Yon (F) LA ROCHE-SUR-YON Fair	1	10	9.607	2.476		7.131			202				P	13.425	
Landshut (D) Niederbayern-Schau - Reg. Consumer Exhibition	2	9	18.948	12.838	616	6.110	48	7	607	21			P	114.846	
LAUSANNE (CH) Habitat & Jardin - Home and Garden Exhibition	1	9	20.669	20.401	839	268		5	485	27			T/P	91.821	
Laval (F) LAVAL Fair	1	6	15.817	5.222		10.595			239				P	26.748	
Le Mans (F) LE MANS Fair	1	5	56.761	13.781		42.980			599		79		P	102.224	

☞ Recognized by UFI-Union des Foires Internationales (Union of International Trade Fairs)

* Ascertained by representative sampling

▲ For the definitions see page 6/7

* not audited

2001 Events by Cities	Interval Years	Duration Days	Space					Exhibitors					Visitors		
			Rented Space (sq.m.)					Exhibitors with their own stands			Represented firms		Admission for Trade/Public	Tickets ▲	
			Total	Halls		Open air		from ... Countries	Total	Foreign	Total	Foreign		Total	Foreign
				Total	Foreign	Total	Foreign								
Leipzig (D) AUTO MOBIL INTERNATIONAL/AMITEC	1	9	57.240	56.080	24.695	1.160	140	21	392	58	8	2	T/P	251.103	6.026
Baufach	2	5	31.514	27.269	2.332	4.245	60	27	1.012	197	9		T	49.987	3.499
CADEAUX - Autumn/COMFORTEX	1	4	18.226	18.226	974			16	603	45	6		T	13.556	403
CADEAUX - Spring	1	4	12.015	12.015	385			11	450	24	3	1	T	11.479	138
enertec	2	4	3.727	3.727	304			9	191	19	7		T	9.570	584
FASHION FAIR LEIPZIG - Autumn	1	3	10.128	10.128	836			20	526	92			T	9.025	731
FASHION FAIR LEIPZIG - Spring	1	3	11.752	11.752	913			22	590	97			T	10.062	1.117
GÄSTE - Restaurant, Hotel, Catering	2	5	13.494	13.494	626			12	436	25	10	3	T	27.275	1.937
Home-Garden-Leisure/Handicrafts Fair	1	9	22.133	22.133	1.288			17	876	73	74	4	P	146.901	1.028
Leipzig Book Fair/Antiquarian Book Fair	1	4	9.645	9.645	1.027			25	1.799	437	17	3	T/P	67.192	2.083
Leipzig Fair Tourism & Caravaning	1	5	18.448	18.448	4.053			54	923	335	52	3	P	77.218	6.177
MIDORA	1	3	5.514	5.514	231			15	168	19			T	3.661	212
MODELL & HOBBY	1	3	6.159	6.159	230			10	301	15	4	1	P	76.559*	613
Patientenforum - Fair for chronic illness	2	3	1.548	1.548	39			4	132	4	2		T	2.096	13
Pflegemesse - Hospital and Home Care	2	3	2.951	2.951	40			3	180	3	9		T	7.230	116
Property Fair	1	3	2.421	2.421	6			3	166	2	3		T/P	2.602	47
rehavision	3	3	1.857	1.857				1	103		2		T	2.113	11
TerraTec	2	4	7.513	7.513	851			17	372	55	30	1	T	12.585	566
therapie	2	3	740	740	28			2	52	1	2	2	T	1.359	
Lille (F) TISSU PREMIER - ready-to wear sector : menswear, women's wear, children's wear, sportswear and active wear (summer)	1	2	8.313	8.313	4.450			12	368	197	55	22	T	10.638	5.342
TISSU PREMIER - ready-to wear sector : menswear, women's wear, children's wear, sportswear and active wear (winter)	1	2	7.927	7.927	4.094			12	364	191	42	16	T	10.344	5.059
Limoges (F) LIMOGES Fair	1	10	21.073	7.939	834	13.134		12	422	18	98		P	90.851	
LISBOA (P) ALIMENTÁRIA – International Food Exhibition	2	4	23.308	23.308	9.484			17	767	391	418	358	T	41.315	1.551
ARTE LISBOA – Contemporary Art Fair	1	5	2.970	2.970	1.386			4	59	30			T	10.723	17
BTL – Lisboa Travel Market	1	5	15.209	15.209	3.706			101	562	212	174	48	T/P	35.954	730
CERAMEX – International Exhibition of Decorative Arts and Housewares	1	4	15.632	15.632	1.802			20	438	61	36	35	T	12.855	1.003

2001 Events by Cities	Interval Years	Duration Days	Space					Exhibitors					Visitors		
			Rented Space (sq.m.)					Exhibitors with their own stands			Represented firms		Admis- sion for Trade/ Public	Tickets ▲	
			Total	Halls		Open air		from ... Countries	Total	Foreign	Total	Foreign		Total	Foreign
				Total	Foreign	Total	Foreign								
EUROPAPER – International Exhibition of Stationery, Gifts, Didactic Material, Collectors Items and Party Articles	1	4	11.329	11.329	4.449			28	418	175	167	149	T	12.558	90
EXPOAMBIENTE – International Exhibition of Environmental Technology, Energy and Natural Gas	1	5	3.060	3.060	1.072			16	143	34	110	91	T	7.050	72
FIA LISBOA – International Handicraft Exhibition	1	9	8.583	8.583	2.812			33	471	193			T/P	97.688	
FILGRÁFICA	5	4	13.922	13.922	8.477			20	319	178	137	125		23.186	274
INTERCASA	1	6	18.667	18.667	2.131			15	349	52	30	26	T/P	61.500	30
INTERIORES / INTERHOME	1	4	11.640	11.640	939			7	252	18	2	2	T	17.108	220
MMA	1	5	5.220	5.220	2.764			19	243	93	249	248	T/P	9.220	87
MODA OCASIÃO – Fashion Sales Fair	1	5	1.323	1.323				1	79				P	12.903	
NAUTICAMPO – International Exhibition of Boating, Camping, Caravanning and Sports	1	9	25.868	25.868	16.332			27	520	219	285	246	P	105.661	
OPTITÉCNICA	2	4	3.600	3.600	2.024			12	101	46	72	72	T	4.089	54
PORTUGAL DE MODA I	1	4	5.085	5.085	900			5	203	35			T	8.945	146
PORTUGAL DE MODA II	1	4	3.501	3.501	603			5	152	25			T	6.696	89
SALÃO DO IMOBILIÁRIO – Real Estate Exhibition	1	5	3.829	3.829	198			3	130	2	101	2	T	7.965	16
SEGUREX	1	5	4.545	4.545	2.264			25	208	91	186	178	T/P	9.494	123
SIMAC – International Exhibition of Materials, Machinery and Equipment for Construction	1	5	17.143	17.143	6.854			27	564	234	182	160	T/P	incl. in SIROR	
SIROR	1	5	2.262	2.262	772			13	88	30	23	21	T/P	66.261	300
SK – Coverings in Ceramics, Kitchen and Bathroom Space	1	5	8.535	8.535	2.093			14	157	51	8	8	T/P	incl. in SIROR	
Ljubljana (SLO) Alpe Adria	1	5	2.664	2.636	689	28		10	113	26			T/P	16.999	
Dom	1	7	7.843	7.233	403	610	36	4	263	9	100	97	T/P	39.614	
Ljubljanski pohištveni sejem	1	7	8.916	8.746	262	170		8	243	10	47	46	T/P	44.242	
Mednarodni avtomobilski salon	1	11	9.667	7.987	365	1.680	15	5	125	4	106	102	T/P	69.120	
Sodobna elektronika	1	5	6.221	6.117	458	104	30	6	206	20	188	187	T/P	23.647	
Lorient (F) LORIENT Fair	1	9	7.898	4.675	18	3.223		1	209	2			P	31.522	
Lörrach (D) REGIO - Regional Consumer Exhibition	1	9	9.553	7.319	392	2.234	130	5	318	17	24	6	P	61.859	

☞ Recognized by UFI-Union des Foires Internationales (Union of International Trade Fairs)

* Ascertained by representative sampling

▲ For the definitions see page 6/7

* not audited

2001 Events by Cities	Interval Years	Duration Days	Space					Exhibitors					Visitors		
			Rented Space (sq.m.)					Exhibitors with their own stands			Represented firms		Admission for Trade/Public	Tickets ▲	
			Total	Halls		Open air		from ... Countries	Total	Foreign	Total	Foreign		Total	Foreign
				Total	Foreign	Total	Foreign								
Lübeck (D) Handel & Hanse - Regional Consumer Exhibition	1	9	4.795	3.556	30	1.239		3	193	2			P	18.407	
IMMO	1	3	658	658				1	43				P	1.456	
Luxembourg (L) Antiques Fair	1	4	5.937	5.937	2.249			9	120	87	120	87	P	12.817	
Bureautec	2	4	8.273	8.273	1.286			19	147	34	608	466	T/P	13.476	
Europeinair	1	4	6.112	6.112	442			3	47	9	124	77	P	12.817	
Holidays Fair	1	3	4.139	4.139	2.212			34	186	150	48	44	P	20.500	
International Autumn Fair 🇫🇷	1	9	17.360	17.360	6.589			25	355	197	842	533	P	45.107	
International Spring Fair 🇫🇷	1	9	19.019	19.019	6.851			34	483	248	1.367	1.076	P	77.720	
Lyon (F) European trade show of industrial body building and haulage 🇫🇷	2	5	31.012	31.012	4.794			18	316	58	84	57	T	28.213	3.182
EXPOTHERM - Heating, refrigeration, air conditioning and control systems 🇫🇷	2	4	6.717	6.717	459			7	161	11	28	8	T	9.104	197
LYON international fair 🇫🇷	1	11	33.370	33.370	1.103			23	1.133	79	28	5	P	369.351	
Lyon motor show	2	9	25.148	25.148	18.358			7	71	30			P	278.530	
LYON, MODE CITY - From fibres and fabrics to finished products, the entire lingerie and swimming industries	1	3	21.595	21.595	14.619			32	715	489	186	133	T	17.606	9.234
SIRHA - International hotel catering and food trade exhibition 🇫🇷	2	5	36.656	36.656	4.066			19	1.291	159	204	52	T	104.992	5.125
Maastricht (NL) BBB - Int. trade fair for catering, bulkconsumption and food sector	1	4	12.872	12.872					309				T	18.268	
BKD Business Meeting Days Limburg	1	2	3.698	3.698					317				T	6.725	
Bouw Privé - Fair for building, remodelling and buying a house	1	4	3.577	3.577					113				P	22.735	
EFFF European Fine Food Fair	1	3	1.836	1.836					99				T	2.470	
Huis & Sfeer - Autumn fair for interior and design	1	5	3.365	3.365					79				P	13.349	
Interclassics Maastricht - Int. oldtimers and classic car show	1	3	12.872	12.872					287				P	18.268	
Lentebeurs - Spring fair	1	8	6.556	6.556					261				P	46.660	
Love & Marriage beurs	1	2	2.000	2.000					68				P	2.526	
Negen Maanden Beurs - Fair for parents to be	1	3	1.071	1.071					59				P	6.428	
Tuin Privé - Fair for amateur gardeners	1	4	3.577	3.577					113				P	22.735	
Vakantie Informatie Beurs (VIB)	1	3	2.302	2.302					145				P	16.675	

2001 Events by Cities	Interval Years	Duration Days	Space					Exhibitors					Visitors				
			Rented Space (sq.m.)					Exhibitors with their own stands			Represented firms		Admission for Trade/Public	Tickets ▲			
			Total	Halls		Open air		from ... Countries	Total	Foreign	Total	Foreign		Total	Foreign	Total	Foreign
				Total	Foreign	Total	Foreign										
Mâcon (F) MACON Fair	1	9	5.869	2.394		3.475			162	1			P	28.055			
Magdeburg (D) LBA - Building Exhibition	1	3	2.939	2.745		194		1	133					6.705			
Mainz (D) Rheinland-Pfalz-Ausstellung - Regional Consumer Exhibition	1	9	20.109	16.058	947	4.051	25	14	651	34				91.417			
Malmö (S) MILA	2	4	5.929	5.909		20			239		2		T	13.184			
Skånemässan/Future Living	1	5	5.519	5.494		25			237		6		P	29.096			
Sydbygg	2	3	5.646	5.646					206		18		T	7.522			
Mannheim (D) MANNHEIMER MAIMARKT	1	11	73.017	38.769	2.227	34.248	278	19	1.504	80				411.905			
Marseille (F) MARSEILLE International fair	1	11	55.967	26.171	3.199	29.796	1.150	41	1.303	210	153	46	P	304.999	1.109		
MESSINA (I) INTERNATIONAL TRADE FAIR	1	16	17.790	11.040	2.120	6.750		18	370	65	96	31	P	105.094	8.531		
Metz (F) METZ international fair	1	11	22.472	15.780	1.067	6.692	140	32	707	52	410	140	P	168.379	5.636		
Mönchengladbach (D) Frühjahrsausstellung - Regional Consumer Exhibition	2	9	8.983	6.094	340	2.889	258	7	302	10				102.541			
Montpellier (F) MONTPELLIER international fair	1	10	34.191	24.024	3.573	10.167	270	51	950	155	725	257	P	202.191	1.077		
SITEVI - International trade exhibition of equipment and techniques for wine and fruit growing and wine-making sectors	2	3	38.853	37.048	3.441	1.805	318	13	752	100	173	78	T	50.263	5.023		
Mulhouse (F) MULHOUSE international fair	1	12	28.746	18.345	252	10.401	263	26	657	24	539	299	P	99.004			
München (D) BAU	2	6	111.856	111.352	28.483	504	24	40	1.796	614	15	8	T	196.046	31.407		
BAUMA	3	7	324.898	121.276	50.571	203.622	74.941	42	2.540	1.232	87	61	T	406.435	113.802		
C-B-R	1	9	48.076	48.076	5.248			51	1.099	408	29	2	P	179.080	5.355		
drinktec-interbrau	4	8	83.775	82.664	33.980	1.111		46	1.285	579	7	6	T	68.757	24.753		

☞ Recognized by UFI-Union des Foires Internationales (Union of International Trade Fairs)

* Ascertained by representative sampling

▲ For the definitions see page 6/7

* not audited

2001 Events by Cities	Interval Years	Duration Days	Space					Exhibitors					Visitors				
			Rented Space (sq.m.)					Exhibitors with their own stands			Represented firms		Admission for Trade/Public	Tickets ▲			
			Total	Halls		Open air		from ... Countries	Total	Foreign	Total	Foreign		Total	Foreign	Total	Foreign
				Total	Foreign	Total	Foreign										
EXPO REAL	1	3	15.454	15.454	1.273			20	893	133			T	18.811	1.950		
EXPOPHARM	1	4	19.070	19.070	648			19	459	49	32	4	T	22.28	2.183		
FAIRWAY	1	2	2.912	2.912	302			10	127	26			T	1.809	342		
Garten München	1	4	4.841	4.841	357			7	233	17			P	47.161	283		
GOLF EUROPE	1	3	7.918	7.918	3.674			29	278	155			T	4.280	1.823		
HEIM + HANDWERK/Model Railways Exh./designale	1	9	44.942	44.942	6.336			27	1.344	225	147	16	P	221.686			
I.H.M. 🇩🇪	1	7	69.599	66.300	9.307	3.299	284	40	1.886	439	362	104	T/P	191.702	7.668		
IMMOFAIR/RESIDENCE - March	1	2	3.600	3.600	1.700			15	256	86			T/P	5.912	473		
inhorgenta 🇩🇪	1	4	42.387	42.387	8.359			42	1.420	518			T	31.141	7.785		
ispo - Summer 🇩🇪	1	4	64.038	63.271	31.973	767	115	42	1.434	1.014			T	38.525	20.418		
ispo - Winter 🇩🇪	1	4	93.719	93.684	56.739	35		39	1.523	1.113			T	52.667	27.387		
Jagen und Fischen - Int. Exh. for Hunting, Fishermen and Marksmen	1	5	7.731	7.731	1.003			18	347	69			P	42.879	2.144		
LASER 🇩🇪	2	5	16.176	16.176	4.187			34	761	344	189	149	T	18.885	6.638		
MATERIALICA	2	4	3.947	3.947	945			16	270	86			T	6.514	1.433		
MUTEC	2	4	4.303	4.303	813			13	196	40	3	1	T	4.298	989		
Productronica	2	4	73.232	73.232	21.649			40	1.725	673	85	68	T	46.980	15.503		
SYSTEMS 🇩🇪	1	5	72.951	72.951	2.640			35	2.165	209	26	6	T	117.231	7.034		
transport logistic 🇩🇪	2	5	39.615	34.655	6.019	4.960	1.399	37	975	237	42	17	T	36.106	7.100		
Münster (D) Antiques Exhibition	1	4	1.730	1.730	84			3	66	4			P	6.900			
MS - Münsterlandschau - Regional Consumer Exhibition	1	5	3.463	3.435	39	28		3	144	3			P	21.893			
Nancy (F) NANCY international fair	1	11	23.068	13.186	1.494	9.882		54	616	93	561	267	P	140.949			
Nantes (F) NANTES international fair	1	11	38.190	16.162	531	22.028	128	34	830	30	405	146	P	122.956	492		
SERBOTEL / ATLANTIC'AGRO - Food and catering industry	2	4	8.358	8.358	63				322	2	211	43	T	26.146			
NAPOLI (I) EDILMED - International building exhibition	2	3	11.943	8.269	972	3.674	835	10	264	16	81	67	T	13.566	165		
EXPOSUDHOTEL - International exhibition of hotel, tourist and licensed trade equipment for southern Italy and Overseas	1	5	7.660	7.660	1.390			16	159	10	77	59	T	14.306	786		
NAUTICSUD - International boat show	1	9	23.450	15.150	2.850	8.300	2.700	16	214	74	158		T/P	63.420	590		
THE OVERSEAS INTERNATIONAL TRADE	1	16	98.820	47.790	11.990	51.030	3.230	15	413	84	561	151	T/P	382.350	2.090		

2001 Events by Cities	Interval Years	Duration Days	Space					Exhibitors					Visitors			
			Rented Space (sq.m.)					Exhibitors with their own stands			Represented firms		Admis- sion for Trade/ Public	Tickets ▲		
			Total	Halls		Open air		from ... Countries	Total	Foreign	Total	Foreign		Total	Foreign	
				Total	Foreign	Total	Foreign									
Nevers (F) NEVERS Fair	1	10	9.294	5.533	173	3.761				230	11			P	43.478	
Nice (F) NICE international fair	1	10	16.460	12.713	3.457	3.747	995	35	592	87	385	185	P	137.767	8.328	
Niort (F) NIORT Fair	1	8	19.561	8.484		11.077			432		255		P	95.647		
Nordhorn (D) Drehscheibe Nordhorn - Regional Consumer Exhibition	1	4	4.726	2.864		1.862		1	196				P	32.901		
Nürnberg (D) Altenpflege - Products and Service for Elderly Care	1	3	24.009	24.009	902			13	694	37			T	38.042	761	
BIO FACH	1	4	22.236	22.236	11.607			55	1.725	1.154			T	24.912	7.453	
CONSUMENTA - Regional Consumer Exhibition	1	9	31.753	31.753	2.132			15	895	57			P	204.667		
EUROPEAN COATINGS SHOW	2	3	19.027	19.027	7.259			31	626	305			T	14.862	7.090	
FachPack/Print Pack	1	3	32.897	32.897	2.650			18	988	112			T	25.910	3.153	
FREIZEIT, GARTEN + TOURISTIK	1	9	34.184	34.184	1.457			13	483	45			P	193.169		
HOLZ-HANDWERK	2	4	27.953	27.953	4.194			12	614	100			T	43.625	2.181	
Hotel and Catering Exhibition	2	4	17.271	17.271	1.022			8	450	28			T	30.492		
IMA	1	4	7.232	7.232	1.085			11	111	30	12	6	T	6.134	781	
IWA	1	4	24.561	24.561	14.396			41	951	662			T	24.089	12.922	
POWTECH/TechnoPharm/Explorisk	2	3	20.237	20.225	4.037	12		24	850	216			T	16.247	4.030	
RESALE	1	3	10.378	9.322	2.323	1.056		26	444	128	89	23	T	9.783	6.571	
SMT/Packaging/HYBRID	1	3	12.234	12.234	1.873			19	507	129	93	69	T	24.465	7.052	
Spielwarenmesse - International Toy Fair	1	6	106.361	106.361	44.999			56	2.314	1.184	505	445	T	71.381	28.447	
SPS/IPC/DRIVES	1	3	23.638	23.638	1.547			17	715	82	100	55	T	21.114	1.671	
Stone+tec	2	4	50.357	50.357	25.649			55	1.251	821			T	46.102	11.064	
Oberwart (A) BUILDING FAIR	1	4	5.682	5.682	123			4	200	7	61	9	T/P	7.862	99*	
Odense (DK) Days of Industrial Surface Treatment	2	3	816	816	45			3	54	4	67	9	T	1.515		
Measuring & Quality	1	2	1.215	1.215	18			2	78	2	95	4	T	2.522		

☞ Recognized by UFI-Union des Foires Internationales (Union of International Trade Fairs)

* Ascertained by representative sampling

▲ For the definitions see page 6/7

* not audited

2001 Events by Cities	Interval Years	Duration Days	Space					Exhibitors					Visitors		
			Rented Space (sq.m.)					Exhibitors with their own stands			Represented firms		Admission for Trade/Public	Tickets ▲	
			Total	Halls		Open air		from ... Countries	Total	Foreign	Total	Foreign			
				Total	Foreign	Total	Foreign							Total	Foreign
Technology & Data	1	3	4.658	4.658	148			2	176	7	229	10	T	8.846	
Offenbach (D) International Leather Goods Fair - Autumn	1	3	11.715	11.715	2.341			24	254	95			T	4.898	1.188
International Leather Goods Fair - Spring	1	3	11.573	11.573	2.297			19	245	87			T	5.375	1.237
Modforum International - April	1	3	10.172	10.172	1.811			12	192	53			T	4.445	782
Modforum International - October	1	3	10.032	10.032	1.848			13	188	54			T	4.072	786
Werkstätten Messe - Products + Services from sheltered Workshops	1	3	2.035	2.035				1	80		32		T	4.038	
Offenburg (D) Badische Weinmesse - Reg. Wine Exhibition	1	2	1.554	1.554				1	96				T/P	2.130	
FreizeitAktiv	1	9	12.748	6.187	163	6.561		5	234	7	12	5	P	29.783	
OBERRHEIN-MESSE - Regional Consumer Exhibition	1	10	23.002	10.631	726	12.371	49	8	541	26	116	1	P	102.321	
Orange (F) ORANGE Fair	1	9	14.352	2.716	72	11.636			181	7	48		P	28.889	
Orléans (F) ORLEANS Fair	1	10	19.426	10.101	36	9.325		3	371	2	81	35	P	67.396	
Oslo (N) Bygg Reis Deg	2	6	12.277	11.711		566			638		25		T	57.880	
Gave- & Interiørmessen - Gift- & Interior Exh., Autumn	1	4	12.470	12.470					388		53		T	10.115	
Gave- & Interiørmessen - Gift- & Interior Exh., Spring	1	4	11.430	11.430					361		52		T	9.196	
Jobb & Utdanning	1	4	6.747	6.747					412		20		P	30.370	
Kommunalteknikk	2	4	7.356	4.544		2.812			160		2		T	4.911	
LAB	2	3	2.856	2.856					1.064		26		T	3.963	
Moteuken - Oslo Fashion Fair, Spring	1	3	3.518	3.518					154		5		T	8.792	
NEF-dagene		3	4.334	4.334					162		8		T	3.770	
Nor - Shipping	2	4	15.505	15.505					1.873		51		T	9.810	
Reiseliv - International Travel Trade Fair	1	4	7.422	7.422					1.238		60		T	44.409	
Safe Sec	2	3	2.255	2.255					128		4		T	4.794	
Sjøen for Alle - The Norwegian International Boat Show	1	10	13.954	13.894		60			227		25		T/P	53.931	
Paderborn (D) PaderBau - Building Exhibition	1	4	2.073	1.525		548		1	93				T/P	6.079	
Papenburg (D) Emsland-Schau - Regional Consumer Exhibition	1	9	8.258	3.906		4.352		1	261				P	92.939	

2001 Events by Cities	Interval Years	Duration Days	Space					Exhibitors					Visitors		
			Rented Space (sq.m.)					Exhibitors with their own stands			Represented firms		Admission for Trade/ Public	Tickets ▲	
			Total	Halls		Open air		from ... Countries	Total	Foreign	Total	Foreign		Total	Foreign
				Total	Foreign	Total	Foreign								
Paris (F) APPROFAL - Trade show for providers, parts manufacturers and new technologies	1	5	2.449	2.449	181			9	104	11	27	14	T	37.335	8.424
Bakery, patisserie, ices and catering trade exhibition	1	4	7.050	7.050				4	194	4			T	22.296	637
BATIMAT - International building exhibition	2	6	130.694	125.733	34.621	4.961	1.131	43	2.159	739	259	77	T	383.109	57.454
CADEAU ET ENTREPRISE - Incentive, promotional and business gift european exhibition	1	3	1.314	1.314	64			4	118	6			T	2.636	128
EQUIPAUTO - International trade show for automobile equipment, services, garage equipments (components, parts, systems) 🇫🇷	2	6	87.001	87.001	31.081			54	2.032	1.238	167	147	T	88.356	14.808
EQUIPHOTEL - The world-class event for the restaurant, hotel, bar and catering industries	2	6	43.005	43.005	7.681			25	1.017	216	23	4	T	105.702	19.057
EXPOFIL - Yarns and fibres at the origin of creation (autumn)	1	3	5.285	5.285	3.858			14	164	118	32	25	T	5.827	2.436
EXPOFIL - Yarns and fibres at the origin of creation (spring)	1	3	5.841	5.841	4.416			13	189	136	30	20	T	6.907	3.533
FIAC - International contemporary art fair	1	6	10.176	10.176	4.821			16	173	77			T	40.825	
FRANCHISE EXPO - International franchising & commercial networks exhibition	1	5	6.288	6.288	1.021			10	251	39			T/P	27.340	3.281
French leather goods (autumn)	1	3	2.604	2.604	528			6	81	14			T	5.977	834
French leather goods (spring)	1	3	4.742	4.742	777			8	125	21			T	5.995	866
Horse and pony show	1	9	12.923	12.923	1.263			11	410	30	28	4	T	174.374	
HORTIMAT - NEW PLANT - International show for horticultural equipment, materials and production	1	3	6.966	6.966	1.488			13	261	64	13	5	T	52.397	6.175
IMPORAMA - Volume buyers non food trade show (january)	1	7	13.393	13.393	1.819			5	253	27	5	1	T	7.047	767
IMPORAMA - Volume buyers non food trade show (may)	1	5	12.368	12.368	1.364			5	230	25	5	1	T	4.645	555
IMPORAMA - Volume buyers non food trade show (september)	1	7	18.152	18.152	2.595			9	295	36	4	1	T	6.488	724
INTERFILIERE - International exhibition for fabrics and accessories for lingerie, swimwear, men's underwear, sport, fitness, ready-to-wear and haute-couture	1	4	6.309	6.309	4.298			17	192	125	31	15	T	12.035	7.097
International Agricultural Show (SIA)	1	8	39.315	39.315	2.268			21	601	64	747	16	T/P	542.911	3.344
International and professional trade show for furnishing and decoration 🇫🇷	1	5	78.045	78.045	22.686			40	757	247	133	65	T	incl. in Approfal	
International exhibition of lingerie 🇫🇷	1	4	13.379	13.379	8.912			17	435	325			T	20.700	10.830
International Paris two wheel show	2	10	32.675	32.645		30		31	927	505			T/P	400.495	






🇫🇷 Recognized by UFI-Union des Foires Internationales (Union of International Trade Fairs)


* Ascertained by representative sampling

▲ For the definitions see page 6/7

* not audited

2001 Events by Cities	Interval Years	Duration Days	Space					Exhibitors					Visitors		
			Rented Space (sq.m.)					Exhibitors with their own stands			Represented firms		Admission for Trade/Public	Tickets ▲	
			Total	Halls		Open air		from ... Countries	Total	Foreign	Total	Foreign		Total	Foreign
				Total	Foreign	Total	Foreign								
INTERSELECTION - Fashion and lifestyle international exhibition (autumn)	1	3	6.652	6.652	2.753			18	351	153			T	6.918	1.710
INTERSELECTION - Fashion and lifestyle international exhibition (spring)	1	3	6.651	6.651	2.580			14	367	152			T	4.412	1.254
INTERSUC - International chocolate, confectionery, pastry, biscuit and gourmet products exhibition	1	4	2.125	2.125	328			4	92	13	15	2	T	9.751	924
JARDITEC - Trade exhibition of products solutions and trends for the garden and leisure sectors	1	3	11.174	11.174	3.026			20	333	132	25	20	T	incl. in Hortimat	
LE NOUVEAU SEHM - Europe's fashion exhibition for modern men (autumn)	1	4	927	927	564			11	60	34	1	1	T	incl. in Who's next	
LE NOUVEAU SEHM - Europe's fashion exhibition for modern men (spring)	1	4	950	950	331			6	57	21	2	2	T	incl. in Who's next	
MAISON & OBJET - The international homestyle exhibition : decoration, giftware and tableware (autumn)	1	5	92.407	92.407	26.399			64	2.393	585	370	93	T	62.150	16.927
MAISON & OBJET - The international homestyle exhibition : decoration, giftware and tableware (spring)	1	5	82.743	82.743	22.856			44	2.256	554	334	77	T	56.753	15.074
MANUTENTION - International exhibition of handling equipment and logistics	2	4	29.321	29.321	4.711			18	380	73	130	96	T	33.428	5.214
MIDEC - International shoe fashion fair (autumn)	1	3	8.406	8.406	2.397			12	282	105			T	13.804	2.531
MIDEC - International shoe fashion fair (spring)	1	3	8.024	8.024	2.138			15	266	100			T	10.115	916
MIDEST - International subcontracting exhibition tailor-made solutions for industry	1	4	31.075	31.075	5.773			24	2.078	501			T	45.468	5.881
MILIPOL - International exhibition of internal State security	2	4	10.636	10.636	4.043			30	534	251	27	22	T	17.054	3.685
MIT INTERNATIONAL - International exhibition of group tourism	1	3	7.503	7.503	2.759			90	1.267	393			T	8.957	1.593
MOD'AMONT - Fashion trimmings and supplies trade fair (autumn)	1	4	4.436	4.436	3.004			9	203	140	9	7	T	17.366	11.046
MOD'AMONT - Fashion trimmings and supplies trade fair (spring)	1	4	4.110	4.110	2.646			10	185	122	6	4	T	21.220	14.515
Paris air show Le Bourget	2	8	132.122	91.548	56.692	40.574	20.089	40	655	348	1.201	871	T	305.957	33.806
Paris international boat show	1	11	56.267	56.207	8.631	60		34	804	85	877	456	T/P	281.634	2.039
PARIS international fair	1	12	93.372	91.955	13.396	1.417	168	84	2.486	645	37		T/P	762.111	
PHARMAGORA	1	3	10.121	10.121	245			8	249	8	244	11	P	32.189	4.506
PLANETE 0>16 - International trade show for children's and junior's fashion	1	4	2.123	2.123	696			12	105	47			T	3.102	1.380
POLLUTECH - International exhibition of environment equipment, technology and services for industry	2	4	25.105	24.878	4.386	227		25	1.096	262	283	178	T	34.292	3.503
Pool and garden exhibition	1	12	13.317	12.201	811	1.116	168	5	175	13			T/P	incl. in Paris International boat show	

2001 Events by Cities	Interval Years	Duration Days	Space					Exhibitors					Visitors		
			Rented Space (sq.m.)					Exhibitors with their own stands			Represented firms		Admis- sion for Trade/ Public	Tickets ▲	
			Total	Halls		Open air		from ... Countries	Total	Foreign	Total	Foreign		Total	Foreign
				Total	Foreign	Total	Foreign								
PREMIERE CLASSE - Designer fashion accessories exhibition (autumn)	1	4	2.424	2.424	1.213			18	254	119	11	9	T	8.664	4.245
PREMIERE CLASSE - Designer fashion accessories exhibition (spring)	1	4	2.374	2.374	1.171			16	244	114	18	12	T	11.728	6.780
PREMIERE VISION - The world's premier fabric show (autumn)	1	4	42.344	42.344	33.457			13	808	613			T	32.851	23.838
PREMIERE VISION - The world's premier fabric show (spring)	1	4	42.366	42.366	33.456			14	813	615			T	36.996	28.543
PRÊT A PORTER PARIS (autumn winter collections) 	1	4	22.234	22.234	8.071			34	950	414			T	38.385	19.960
PRÊT A PORTER PARIS (spring summer collections) 	1	4	24.384	24.384	9.624			35	1.091	509	1	1	T	41.800	19.228
SILMO - International optics and eyewear exhibition 	1	4	32.617	32.617	14.227			31	693	427	193	158	T	22.181	8.259
SIMA / SIMAGENA - The Paris international agribusiness show	2	4	110.313	108.769	16.056	1.544	270	34	967	307	360	272	T	181.925	40.878
SITL - International week of transport and logistics	1	3	8.504	8.504	1.933			17	351	62	56	16	T	11.417	782
SITS - International exhibition surface treatment and industrial finishing, equipment and products sub-contracting, environmental protection	2	4	9.556	9.556	1.606			17	277	54	137	78	T	19.948	3.591
The leading trade show of the direct marketing and customer relationship	1	3	4.298	4.298	222			5	201	8	4		T	17.184	339
Tourism and travel	1	4	4.590	4.590	964				203	49	291	186	P	97.142	372
UNIVERS D'ENFANTS - Professional international exhibition of children's products 	1	5	13.438	13.438	2.219			38	267	57	434	148	T	12.921	646
WHO'S NEXT - The exhibition of tomorrow's fashion (autumn)	1	4	6.857	6.857	2.297			18	224	75	7	4	T	20.012	7.304
WHO'S NEXT - The exhibition of tomorrow's fashion (spring)	1	4	5.964	5.964	2.035			18	188	66	11	2	T	22.728	8.182
World wide models miniatures and scale models show - Games exhibition 	1	10	4.994	4.994	432			8	219	17	264	264	P	202.469	
PARMA (I) CIBUS-TEC MILC	2	5	12.112	12.112	568				344	34	67	37	T	incl. in CIBUS-TEC Tecnoconserve	
CIBUS-TEC Tecnoconserve	2	5	12.938	12.938	1.674				471	44	177	50	T	30.532	3.446
MERCANTE IN FIERA - International trade fair of modernism, antiques and collectable (Autumn edition)	1	9	21.804	21.804	662			9	1.135	39			T/P	57.515	428
MERCANTE IN FIERA - International trade fair of modernism, antiques and collectable (Spring edition)	1	9	21.298	21.298	656			9	1.102	37			T/P	53.375	395

 Recognized by UFI-Union des Foires Internationales (Union of International Trade Fairs)

* Ascertained by representative sampling

▲ For the definitions see page 6/7

* not audited

2001 Events by Cities	Interval Years	Duration Days	Space					Exhibitors					Visitors		
			Rented Space (sq.m.)					Exhibitors with their own stands			Represented firms		Admission for Trade/Public	Tickets ▲	
			Total	Halls		Open air		from ... Countries	Total	Foreign	Total	Foreign		Total	Foreign
				Total	Foreign	Total	Foreign								
Passau (D) Drei Länder Ausstellung - Regional Consumer Exhibition	1	9	8.869	7.071	872	1.798		6	290	30			P	52.509	
Pau (F) PAU Fair	1	10	14.306	6.722	171	7.584		6	358	8			P	79.669	
Périgueux (F) PERIGUEUX Fair	1	10	23.984	6.258	21	17.726		2	275	2			P	64.128	
Perpignan (F) PERPIGNAN Fair	1	9	8.614	4.873	340	3.741	50	11	265	18	3		P	36.584	
Pforzheim (D) publika - Regional Consumer Exhibition	2	9	9.392	5.892	62	3.500	50	4	265	4	115	2	P	44.294	
PIACENZA (I) SIBA- international exhibition of buttons	2	4						12	281	55			T	4.826	1.844
Pirmasens (D) Bau mit! - Building Exhibition	2	3	2.721	2.070	18	651		2	113	1			T/P	5.697	
Piteå (S) Nolia Gastro (2001)	1	2	1.282	1.282					83		2		T	1.476	
Poitiers (F) POITIERS Fair	1	9	12.487	5.064	99	7.423		3	304	5	41		P	61.296	
Pontivy (F) PONTIVY Fair	2	5	9.096	2.232		6.864			192				P	21.687	
PORTO (P) AJUTECH - International Exhibition of Technical Aids and New Technologies for Disabled People	1	4	1.116	1.116	488			13	53	20	55	55	T/P	incl. in NORMEDICA	
BRIEFING EXPO	1	4	1.254	1.254	122			12	52	2	43	25	P	incl. in EXPOTURIS	
CAMPISPORT	1	9	6.612	6.612	1.665			9	89	20	12	8	P	31.191	
CASATÊXTEL - International Household Textiles and Decoration Exhibition	1	3	8.867	8.867	843			17	205	30	26	21	T	8.304	867
CERANOR / BRINDE - Ceramics, Glass, Decorative Arts and Household Gadgets Exhibition/Toys and Gifts Exhibition	1	4	23.357	23.357	4.216			30	619	136	201	188	T	20.564	423
CLIMAT	2	5	1.593	1.593	820			20	62	28	118	97	T/P	incl. in INTERGÁS	
CONCRETA	1	5	32.558	30.825	11.899	1.733	589	29	949	432	314	263	T/P	68.471	1.043
DIDÁCTICA	1	4	3.710	3.710	244			12	132	6	85	62	P	7.263	31
ENDIEL - National Meeting for the Development of the Electric and Electronic Industries	4	5	16.475	16.463	6.158	12		30	471	200	563	473	T/P	23.149	506

2001 Events by Cities	Interval Years	Duration Days	Space					Exhibitors					Visitors				
			Rented Space (sq.m.)					Exhibitors with their own stands			Represented firms		Admission for Trade/Public	Tickets ▲			
			Total	Halls		Open air		from ... Countries	Total	Foreign	Total	Foreign		Total	Foreign	Total	Foreign
				Total	Foreign	Total	Foreign										
EXPOAVENTURA - 4wd Vehicles Meeting	1	4	42.009	1.787	28	40.222		3	63		8	7	P	11.502			
EXPOCOSMÉTICA	1	3	4.943	4.943	974			18	133	41	75	70	T/P	13.833	311		
EXPOCOURO / FIPELE	1	3	8.442	8.442	948			18	140	49	80	75	T	4.706	132		
EXPOHABITAÇÃO - Real Estate Exhibition	1	9	954	954				1	37				P	incl. in EXPOMÓVEL			
EXPOLIVRO - Book Fair	1	9	612	612	52			3	33	4	9	5	P	incl. in Campisport			
EXPOMÓVEL - Furniture and Lighting Exhibition	1	9	10.667	10.667	463			6	145	13			P	44.469			
EXPOMÓVEL/ HABITAT NATAL - Furniture and Lighting Exhibition/Home and Garden	1	9	3.717	3.717	245			12	100	14	9	6	P	incl. in Campisport			
EXPORT HOME - Furniture, Lighting and Household Goods for Export	1	5	25.611	25.611	3.265			12	367	81	7	7	T	20.775	1.385		
EXPORTAR - Internationalization Forum	2	3	3.120	3.120	18			2	58	1			P	591			
EXPOSIÇÃO CANINA	1	2	5.342	5.342	42			8	44	2	13	13	P	7.639			
EXPOTURIS - Holidays and Tourism Exhibition	1	5	3.344	3.344	1.195			10	118	42	86	86	P	29.422	285		
EXPOZOO - International Exhibition of Zootechny	2	3	5.434	5.434	1.005			12	113	35	63	62	P	8.192	197		
FEIRA DA CIÊNCIA - Science, Technology and Innovation Fair	2	2	4	8.453	8.453				1	47			T/P	incl. in INTERMÁQUINA			
FIP / ARTESANATO	1	9	1.238	1.238	697			12	71	26	7	7	P	incl. in EXPOMÓVEL			
FOTIMAG	1	4	5.275	5.275	3.431			19	133	61	105	104	P	incl. in EXPOTURIS			
HABITAT - Home and Garden	1	9	2.867	2.867	750			13	116	34	23	17	P	incl. in EXPOTURIS			
INTERDECORAÇÃO - House, Decoration and Gift	1	4	14.462	14.462	2.516			21	440	98	127	82	T	14.995	494		
INTERGÁS - Exhibition of Products, Equipment and Services for Natural Gas	2	5	1.188	1.188	608			12	54	20	90	82	T/P	7.744	102		
INTERMÁQUINA - Trade Fair for Machinery for the Stone, Rock, Marble, Ceramics and Glass Industries	2	4	2.855	2.855	363			12	64	8	45	44	T/P	10.957	143		
MAQUITEX - International Exhibition of Machines and Accessories for Textile and Clothing Industry	2	4	16.521	16.521	7.279			27	347	180	150	146	T	17.201	633		
NÁUTICA - International Boat Show	1	9	5.426	5.426	976			15	95	22	73	66	P	13.906			
NORMÉDICA - Health Trade Fair	1	4	1.116	1.116	434			22	84	10	175	167	T/P	5.684	81		
PORTO RACING SHOW	2	9	3.720	3.720	9			2	37	1			P	15.991			
PORTOARTE - Modern Art Exhibition	1	3	2.548	2.548	1.221			4	37	22			P	4.189			
PORTOJÓIA	1	5	8.210	8.210	1.465			18	248	76	47	35	T	8.543	310		

☞ Recognized by UFI-Union des Foires Internationales (Union of International Trade Fairs)

* Ascertained by representative sampling

▲ For the definitions see page 6/7

* not audited

2001 Events by Cities	Interval Years	Duration Days	Space					Exhibitors					Visitors		
			Rented Space (sq.m.)					Exhibitors with their own stands			Represented firms		Admis- sion for Trade/ Public	Tickets ▲	
			Total	Halls		Open air		from ... Countries	Total	Foreign	Total	Foreign		Total	Foreign
				Total	Foreign	Total	Foreign								
PORTUGAL MEDIA - Fair for Information Technologies, Telecommunications and Telematics	1	4	5.078	5.078	509			16	131	10	65	60	P	incl. in EXPOTURIS	
PUBLISH EXPO	1	4	378	378	140			14	19	6	29	23	P	incl. in EXPOTURIS	
SUBCONTRATA	2	4	1.197	1.197	205			11	76	7	29	26	T/P	incl. in INTERMÁQUINA	
WORLD DOG SHOW	2	3	13.016	13.016	448			11	74	24	18	18	P	13.669	
Poznan (PL) AKTIV	1	4	324	245	58	29		4	19	3			T/P	incl. in TOUR SALON	
BUDMA	1	4	58.311	55.024	10.257	3.287	70	30	1.508	319	78	69	T/P	68.283	
DOMEXPO	1	3	5.047	5.024	642	23		14	219	47			T/P	incl. in REKLAMA	
DREMA	1	5	11.301	9.541	2.949	1.760	61	15	264	103	100	40	T/P	incl. in MEBLE	
ELECTRICON	1	4	1.711	1.697	255	14		6	81	25	5	5	T/P	incl. in MACH-TOOL	
ENERGETYKA	1	4	1.947	1.859	255	88		5	85	12	16	16	T/P	incl. in MACH-TOOL	
HYDRO-PNEUMATICA	1	4	1.120	1.120	167			6	54	12	55	28	T/P	incl. in MACH-TOOL	
INFOSYSTEM	1	4	7.263	7.206	711	57	31	13	343	65	80	74	T/P	incl. in POLIGRAFIA	
INSTALACJA	1	4	18.552	18.139	1.914	413	43	16	580	69	34	29	T/P	25.048	
INTERHERBA	1	4	111	111	15			3	15	2			T/P	incl. in.SALMED	
INTERNATIONAL ECONOMIC FORUM	1	4	2.181	2.179	1.687	2		12	161	139	3	3	T/P	incl. in MACH-TOOL	
INVESTCITY	1	4	1.567	1.503	27	64		3	110	2			T/P	incl. in POLEKO	
LOOK	1	2	10.032	2.472	72			5	122	6	28	18	T/P	7.588	
MACH-TOOL	1	4	9.489	9.400	2.622	89		20	383	185	144	140	T/P	19.520	
MEBLE	1	5	30.987	28.692	4.316	544	40	20	673	123	30	29	T/P	37.542	
METALFORUM	1	4	2.237	1.944	816	293	228	10	101	36	118	20	T/P	incl. in MACH-TOOL	
MEZURA	1	4	645	645	194			6	32	10	8	8	T/P	incl. in MACH-TOOL	
MULTIMEDIA	1	4	523	523	38			3	26	3			T/P	incl. in POLIGRAFIA	
NATIONAL AGRICULTURAL EXHIBITION	1	4	2.337	2.144		193		1	88				T/P	incl. in POLAGRA FARM	
PLASTCHEM	1	4	1.010	1.010	280			6	59	27			T/P	incl. in MACH-TOOL	
POLAGRA FARM	1	4	18.126	11.169	1.627	6.957	311	19	572	125	12	11	T/P	69.777	
POLAGRA FOOD	1	4	23.931	22.908	3.708	1.023	87	29	936	264	94	93	T/P	37.236	
POLEKO	1	4	13.548	12.253	2.898	1.188	48	19	680	238	83	79	T/P	16.981	
POLIGRAFIA	1	5	11.154	11.118	1.263	36		15	340	67	170	167	T/P	28.039	
POZNAŃ FASHION WEEK - AUTUMN	1	4	14.603	12.743	2.757			20	505	123	8	7	T/P	13.405	

2001 Events by Cities	Interval Years	Duration Days	Space					Exhibitors					Visitors				
			Rented Space (sq.m.)					Exhibitors with their own stands			Represented firms		Admission for Trade/Public	Tickets ▲			
			Total	Halls		Open air		from ... Countries	Total	Foreign	Total	Foreign		Total	Foreign	Total	Foreign
				Total	Foreign	Total	Foreign										
POZNAŃ FASHION WEEK - SPRING	1	4	22.356	18.556	3.097			24	656	129	47	45	T/P	20.610			
POZNAŃ MOTOR SHOW	1	7	51.087	35.782	2.373	15.305	1.885	23	839	137	101	95	T/P	88.358			
REKLAMA	1	4	5.508	5.205	179	303	30	8	321	13	6	6	T/P	12.300			
SALDENT	1	3	820	780	22			2	45	1	12	12	T/P	incl. in SALMED			
SALMED	1	4	3.046	2.736	315	210	33	7	157	13	7	7	T/P	8.554			
SCIENCE FOR THE ECONOMY	1	4	1.164	721	21			3	68	5			T/P	incl. in MACH-TOOL			
SECUREX	1	4	3.722	3.691	298	31		10	168	16	12	12	T/P	incl. in INSTALACJA			
SURFEX	1	4	1.375	1.280	238	95		6	58	14	17	16	T/P	incl. in MACH-TOOL			
TAROPAK	1	4	19.379	15.962	3.636	3.417	329	24	704	217	112	106	T/P	incl. in POLAGRA FOOD			
TECHNOGAZ	1	4	1.320	1.312	594	8		6	58	13	6	6	T/P	incl. in MACH-TOOL			
TOUR SALON	1	4	7.892	7.254	2.229	441	25	41	644	223	42	20	T/P	20.314			
TOY AND ORNAMENTS TRADE FAIR WEEK AUTUMN	1	4	1.782	1.682	72	100		3	100	8			T/P	incl. in FASHION WEEK			
TRANSPORTA	1	4	2.370	741	129	1.579	184	5	45	8	13	13	T/P	incl. in MACH-TOOL			
Praha (CZ) ASA - International Exhibition of CarSpare Parts, Accessories, Services and Equipment for the Car Industry	1	4	1.164	802	56	362		3	51	2			T/P	incl. in AUTOSHOW			
AUTOSHOW	1	4	7.567	6.115		1.452		1	105				T/P	42.498			
CHEMTEC	1	3	2.849	2.439	364	20		11	116	10	158	151	T/P	4.260			
HUNTING AND SPORTY ARMS	1	4	991	761				2	73	1			T/P	incl. in AUTOSHOW			
ITC PRAGUE - INTERKAMERA - Special Fair of Computer Technology	1	4	5.842	4.702	201	600		5	170	4			T/P	26.234			
MOTOCYKL	1	4	5.763	4.241	40	22		2	91	1			T/P	42.273			
MUZIKA	1	4	2.048	1.538	24			4	96	7	21	19	T/P	8.544			
PRAGOALARM - PRAGOSEC - International Fair of Security Equipment and Fire Protection	1	3	2.674	2.551	45	5		6	125	7	40	39	T/P	5.169			
PRAGODENT	1	3	2.728	2.728	356			11	143	36	25		T/P	6.297			
PRAGOINTERIER - NEW DESIGN - International Fair of Furniture and Home Textiles	1	3	3.865	3.144	33			3	170	2			T/P	13.375			
PRAGOLIGNA - TOOLTEC - WINDOWS AND DOORS	1	3	3.561	3.504	98	57		7	184	16	56	51	T/P	9.584			
PRAGOMEDICA-PRAGOLABORA-PRAGOFARMA - PRAGOOPTIK	1	4	6.764	6.000	734	239	50	10	334	45	241	237	T/P	12.585			

☉ Recognized by UFI-Union des Foires Internationales (Union of International Trade Fairs)

* Ascertained by representative sampling

▲ For the definitions see page 6/7

* not audited

2001 Events by Cities	Interval Years	Duration Days	Space					Exhibitors					Visitors		
			Rented Space (sq.m.)					Exhibitors with their own stands			Represented firms		Admission for Trade/ Public	Tickets ▲	
			Total	Halls		Open air		from ... Countries	Total	Foreign	Total	Foreign		Total	Foreign
				Total	Foreign	Total	Foreign								
PRAGOREGULA - Measuring and Control Technology ELEXPO - International Fair of Electrical Engineering and Electronic Automated Equipment	1	4	1.453	1.314	120	79		5	95	11	10	9	T/P	12.345	
PRAGOTHERM - FRIGOTHERM	1	4	1.940	1.721		175		4	132	8			T/P	incl. in PRAGOREGULA	
TRANSPED / COMMA - Exhibition of Municipal Technology	1	4	7.567	6.115		1.452		1	105				T/P	incl. in AUTOSHOW	
WATHES AND JEWELS	1	4	1.227	1.105	81			5	56	5			T/P	4.439	
Rendsburg (D) NORLA + NORKOFA		4	29.101	4.234		24.867	530	2	326	3	82	17	T/P	49.530	
Rennes (F) RENNES international fair	1	9	16.888	9.067	465	7.821		29	428	31	188	43	P	111.405	
SPACE - The livestock show - European meeting point	1	4	44.662	27.484	6.427	17.178	4.596	22	1.007	236	296	129	T	109.290	6.654
Ried im Innkreis (A) AZZ	1	3	4.321	4.130		191		1	45		31	22	11.549	11.549	803+
Riihimäki (SF) Piha	1	3	5.008	362		4.646			162		26		P	16.052	
RIMINI (I) RICICLA - International exhibition of recycling and energy		4	28.349	27.777	3.452	572	119	18	440	56	137	70	T	17.736	1.327
Romans (F) ROMANS Fair	1	9	20.271	8.217		12.054			414		11		P	83.034	
Rostock (D) Real Estate Trade Exhibition	1	2	750	750				1	48				T/P	1.154	
RO-BAU - Building Exhibition	1	4	3.461	2.455	42	1.006		3	154	2			T/P	4.025	
Rotterdam (NL) Arbeidsmarkt - Labour market fair	1	2	2.520	2.520					151				P	17.000	
Binnen- & buitenshuis - Nat. home and garden fair	1	6	8.000	8.000					250				P	53.731	
BKD Business Meeting Days Rijnmond	1	2	2.586	2.586					431				T	15.226	
Femina / sfeer & interieur - Interior fair	1	10	20.000	20.000					276				P	131.298	
Industrial Maintenance	2	4	14.500	14.500					425	35			T	15.021	
InfraTech	2	4	13.375	13.375					379	12			T	19.264	
Interfreight	2	3	3.112	3.112					194	56			T	7.500	
Love & Marriage	1	2	2.000	2.000					70				P	4.591	
Splashure, Sport & Recreatch	2	3	7.650	7.650					261				T	7.280	
VISMA - Nat. angling fair	1	5	6.000	6.000					88				P	46.381	

2001 Events by Cities	Interval Years	Duration Days	Space					Exhibitors					Visitors		
			Rented Space (sq.m.)					Exhibitors with their own stands			Represented firms		Admission for Trade/ Public	Tickets ▲	
			Total	Halls		Open air		from ... Countries	Total	Foreign	Total	Foreign		Total	Foreign
				Total	Foreign	Total	Foreign								
Rouen (F) ROUEN international fair	1	11	21.246	11.425	987	9.821		31	488	31	232	75	P	130.712	1.001
Saint-Brieux (F) SAINT-BRIEUC Fair	1	9	16.683	6.536	35	10.147	50	4	285	4			P	68.128	
Saint-Etienne (F) SAINT-ETIENNE Fair	1	11	24.902	11.536		13.366			420		41		P	101.928	
Saint-Girons (F) SAINT-GIRONS Fair	1	5	2.843	1.652		1.191			96		30		P	12.002	
Salzburg (A) Alles für den Gast Frühjahr / Degusta	1	4	10.866	10.848	1.884	18		9	371	80	86	56	T	9.780	2.614
Alles für den Gast Herbst	1	5	24.116	23.696	3.602	420	172	8	649	119	265	147	T	34.617	6.231
Austrobau	1	4	19.017	18.989	1.986	28		8	566	78	54	24	T/P	31.734	1.745
Austropharm	1	3	1.787	1.787	183			3	97	14	25	12	T	1.553	30
Austro-Sicherheit	2	3	4.260	4.255	456	5		6	142	23	37	23	T	3.539	299
AutoZum	2	4	19.262	19.122	2.297	140		7	303	64	272	253	T	18.888	1.926
BWS	2	4	24.458	24.340	5.536	118	118	9	411	140	215	187	T	16.004	4.167
Creativ Salzburg Spring	1	3	13.562	13.552	4.504	10		8	381	140	72	58	T	9.034	1.479
Creativ Salzburg Autumn	1	3	17.272	17.259	6.184	13		9	487	178	86	71	T	12.878	3.268
Dataprint	2	4	5.594	5.594	450			4	99	21	53	47	T	4.678	533
Esprit	1	3	1.061	1.056	119	5		4	72	7	17	10	P	incl. in Tourf	
Geschenk Creativ	1	3	3.678	3.678	979			4	95	26	13	10	T	1.910	454
Gewinn-MoneyWorld	1	3	1.777	1.777	223			6	60	11	5	3	T/P	2.444	219
Hohe Jagd	1	3	5.953	5.891	1.481	62		14	245	82	34	30	T/P	incl. in Tourf	
Interpädagogica mit MiniWorld und FISPA	1	3	4.797	4.797	662			6	175	36	46	33	T	11.264	225
Publica	1	3	3.398	3.358	147	40		3	159	10	6	3	T	3.454	68
TexBo	1	4	15.767	15.767	3.458	10		9	238	85	76	72	T	8.282	2.080
Tischkultur & Küche	1	3	2.221	2.221	313			3	38	7	57	52	T	12.878	3.268
Tourf	1	3	4.223	4.223	1.005			17	192	67	42	21	T/P	31.485	6.927
Tracht & Country Classics Spring	1	3	9.582	9.582	4.591			10	278	140	16	16	T	4.036	2.015
Tracht & Country Classics Autumn	1	3	8.974	8.974	4.379			4	259	131	13	9	T	3.503	1.541







☞ Recognized by UFI-Union des Foires Internationales (Union of International Trade Fairs)


* Ascertained by representative sampling

▲ For the definitions see page 6/7

* not audited

2001 Events by Cities	Interval Years	Duration Days	Space					Exhibitors					Visitors		
			Rented Space (sq.m.)					Exhibitors with their own stands			Represented firms		Admis- sion for Trade/ Public	Tickets ▲	
			Total	Halls		Open air		from ... Countries	Total	Foreign	Total	Foreign		Total	Foreign
				Total	Foreign	Total	Foreign								
Vin Austria	1	4	1.910	1.910	219			4	119	19	85	14	T/P	1.018	87
Schwerin (D) Heim, Haus und Immobilien	1	3	865	771		94		1	48				T/P	2.040	
NORD-HAUS	1	3	1.912	1.499		413		1	101		6		T/P	3.412	
Sinsheim (D) CAR + SOUND	1	3	10.138	10.138	1.337			9	121	22	6	5	T/P	26.855	2.417
Control 🇩🇪	1	5	16.746	16.746	1.405			15	616	87	69	30	T	22.055	3.308
DRUCK + FORM	1	4	4.086	4.086	24			5	178	5	1	1	T	4.773	9
Faszination Modellbau - Modelmaking Exhibition	1	4	6.591	6.591	276			9	367	25			P	47.170	
Faszination Motorrad - Motorcycle Exhibition	1	3	7.870	7.870	87			7	127	6	11		P	34.153	
Fine Handicrafts Exhibition	1	3	1.517	1.517	201			17	198	28			P	6.999	
Indoor Steam Engine Meeting	1	3	1.389	1.389	245			7	121	23			P	21.944	
MOTEK 🇩🇪	1	4	21.099	21.099	2.145			13	786	116	100	63	T	28.381	2.838
Sollentuna (S) Stockholm Art Fair	1	5	6.299	6.299					170		14		P	15.661	
SHI&E	1	3	5.203	5.203					629		22		T	5.134	
Trädgård - Gardening Fair	1	4	5.619	5.227		392			205		6		P	41.141	
Vildmark & Äventyr - Fishing, hunting and outdoor life	1	4	4.335	3.962		373			333		15		P	22.477	
ST. GALLEN (CH) Ferienmesse - Experience and Information Fair for Holiday and Travel	1	3	5.854	5.248	1.677	606		23	553	287			T/P	29.509	
Schweizer Spielmesse - International Game and Toy Fair	1	5	6.585	5.451	1.053	1.134	1.032	10	257	70			T/P	43.751	
Stockholm (S) Allt För Hälsan	1	3	3.054	3.054					128		1		P	13.255	
Allt För Sjön - Stockholm International Boat Show 🇩🇪	1	10	27.073	27.073					972		42		T/P	113.171	
BioTech Forum	1	3	1.885	1.885					144		6		T	3.701	
Call Center Vision	1	3	1.820	1.820					68		6		T	2.955	
Cargo Expo and Conference	2	5	693	693					35		2		T	15.280	
Connect Expo	1	3	8.981	8.981					252		14		T	17.239	
Det Goda Köket - Stockholm Food & Beverage Show	1	3	2.511	2.511					125		6		P	24.190	
Formex Autumn	1	4	16.810	16.810					1.219		45		T	13.113	
Formex Spring	1	4	16.028	16.028					1.106		48		T	13.594	

2001 Events by Cities	Interval Years	Duration Days	Space					Exhibitors					Visitors		
			Rented Space (sq.m.)					Exhibitors with their own stands			Represented firms		Admis- sion for Trade/ Public	Tickets ▲	
			Total	Halls		Open air		from ... Countries	Total	Foreign	Total	Foreign		Total	Foreign
				Total	Foreign	Total	Foreign								
Grafex	4	4	11.945	11.945					231		8		T	15.696	
Hair and Beauty	2	3	3.022	3.022					160		21		T	9.295	
Home and Villa	1	4	9.576	9.576					297		4		P	56.007	
Human Resource Convention	1	2	949	949					74		6		T	1.017	
Living Colour	2	4	3.612	3.612					90		4		T/P	7.472	
Med.xpo 	2	3	11.026	11.026					365		22		T	22.058	
När & FjÄrran	1	3	3.941	3.941					191		24		P	20.399	
Networks Telecom & Infosecurity Scandinavia 	1	3	14.198	14.198					389		38		T	20.509	
Sail & Motorboat show	1	4	7.576	7.576					262		38		P	41.044	
Scandinavian Fitness Expo	1	3	3.289	3.289					80		6		P	15.022	
Servicehandel/Fast Food och Bensinstation - Convenience Store/Fast Food and Petrol Station	2	3	5.408	5.408					183		7		T	4.181	
Skolforum - School Forum	1	3	8.066	8.066					398		7		T	22.406	
Stockholm International Antiques Fair	1	5	5.227	5.227					280		2		P	34.331	
Stockholm Furniture Fair and Lighting		5	34.974	34.974					725		40		T/P	37.269	
Swedental 	1	3	4.775	4.775					196		12		T	9.791	
The Scandinavian Technical Fair with Storage & Transportation 	1	5	20.985	20.785		200			874		34		T	33.898	
Vårdxpo	2	3	4.360	4.360					249		3		T	5.639	
Strasbourg (F) Home & Deco	1	5	8.323	7.353	314	870	74		269	12	128	64	P	36.609	
STRASBOURG international fair 	1	11	39.901	29.487	1.886	10.414	443	35	1.071	95	477	218	P	200.596	
Stuttgart (D) Alter & Pflege - Elderly care, nursing, geriatrics	1	3	3.579	3.579	120			4	253	4	2		T/P	11.529	
CAT ENGINEERING/CAT BAU	1	4	4.893	4.893	671			13	246	25	33	2	T	13.372	1.440
CMT / Golf Tourism / Bicycle Tourism 	1	9	30.874	30.874	4.225			76	1.305	520	120	21	P	191.736	1.611
eltefa	2	3	20.391	20.232	260	159		9	452	13	56	13	T	27.064	
EUROCARGO / LogiMat	1	3	5.027	5.027	356			8	229	17			T	9.211	461
FACHDENTAL SÜDWEST	1	2	3.781	3.781	162			10	179	19	19	19	T	9.021	
GARTEN / Selbstbau	2	5	6.644	6.609	309	35		4	283	4	10	5	P	48.001	

 Recognized by UFI-Union des Foires Internationales (Union of International Trade Fairs)

* Ascertained by representative sampling

▲ For the definitions see page 6/7

* not audited

2001 Events by Cities	Interval Years	Duration Days	Space					Exhibitors					Visitors		
			Rented Space (sq.m.)					Exhibitors with their own stands			Represented firms		Admission for Trade/Public	Tickets ▲	
			Total	Halls		Open air		from ... Countries	Total	Foreign	Total	Foreign		Total	Foreign
				Total	Foreign	Total	Foreign								
HAFA Stuttgart - Regional Consumer Exhibition	1	9	13.079	13.079	1.006			16	505	37			P	78.259	
HOBBY + ELEKTRONIK/MODELLBAU SÜD/ Modellbahn Süd/South German Games Fair	1	4	11.737	11.737	286			9	481	19	10	3	P	121.048	
ISA/IWB/Welt-Antik/Coins/Angling Fair/International Minerals and Fossils Exchange	1	3	8.007	7.671	1.000	336	24	29	864	146	1		P	39.061	2.074
International Minerals and Fossils Exchange/ANIMAL	1	3	3.829	3.829	257			20	418	61	1		P	32.700	
INTERVITIS/ INTERFRUCTA	3	5	25.553	24.370	6.284	1.183		15	639	188	43	20	T	53.876*	12.138
LWH – Agricultural Exhibition	3	9	38.799	6.215	134	32.584	1.388	14	574	31	76	20	T/P	147.248	
Medizin/rescue	1	3	4.776	4.776	75			4	322	4	8	3	T	13.113	
Multimedia-Market/Publishing Market	2	3	6.296	6.296	118			6	399	7	12	3	T	14.198	
Pferd - International Exhibition for Equestrian Sports	2	5	4.822	4.822	662			11	205	37	1	1	P	67.521	
Pro Sanita	2	4	4.187	4.187	335			16	297	27	5	4	T/P	17.962	144
südback	1	5	17.270	17.270	1.368			9	412	25	11	3	T	28.396*	1.621
VISION	1	3	3.888	3.888	876			17	172	45	26	23	T	3.501*	589
Sundsvall (S) Nolia Gastro	1	2	1.176	1.176					86		1		T	1.080	
Szeged (H) SZEGED EXPO - Ideal Home Building Exhibition, Services Exhibition, Vehicle and CarExhibition	1	5	2.735	1.500		1.035		1	88		58		P	13.970	58
Tampere (SF) Alihankinta teollisuuden alihankinta	1	3	11.178	10.501		677			433		994		T	16.789	
Arts and handicrafts	1	3	2.205	2.123		82			336		35		P	32.071	
AVOin Future	3	2	1.099						47		7		T/P	6.195	
Boat and Bike	1	2	3.673	3.542		131			68		40		P	23.479	
Families and Children	1	2	1.076	1.076					75		3		P	17.417	
Hitec	2	3	3.322	3.306		16			101		28		T	7.302	
Housing construction and renovation	1	3	3.707	3.651		56			177		60		T/P	21.646	
KokoNainen	2	2	1.980	1.965		16			200		31		P	7.032	
Tampere Gem Exhibition	1	2	434	434					67				P	25.825	
Yhdyskuntatekniikka Infratech	2	3	6.880	3.692		3.188			200				T	9.973	
Tarbes (F) TARBES Fair	1	9	8.150	4.695	120	3.455		3	235	3			P	39.735	

2001 Events by Cities	Interval Years	Duration Days	Space					Exhibitors					Visitors		
			Rented Space (sq.m.)					Exhibitors with their own stands			Represented firms		Admis- sion for Trade/ Public	Tickets ▲	
			Total	Halls		Open air		from ... Countries	Total	Foreign	Total	Foreign		Total	Foreign
				Total	Foreign	Total	Foreign								
Tilburg (NL) Business meeting days Midden-Brabant	1	2	1.248	1.248					154				T	3.570	
Toulouse (F) TOULOUSE international fair	1	10	31.852	16.923	2.564	14.929	2.395	64	815	141	628	193	P	190.021	
Trier (D) Moselland-Ausstellung - Regional Consumer Exhibition	1	9	8.201	5.707	603	2.494	136	10	227	17	22		P	97.121*	
TRIESTE (I) FIERA DI TRIESTE - International trade fair	1	10	5.457	4.309	783	1.148	98	28	269	100	4		P	30.000	1.500
Troyes (F) TROYES Fair	1	10	7.768	3.548	109	4.220		9	223	21	12	8	P	46.818	
Turku (SF) Avantgarden		3	1.873	1.339		534			68		41		P	4.129	
Caravan Show	1	3	7.739	7.691		48			88		8		T/P	10.223	
Data & Office		2	733						38		15		T/P	2.252	
Kuljetuspalvelu & Logistiikka		3	12.660	6.109		6.551			198		14		T/P	21.866	
LIIKU! -sporttimestut	1	2	6.025	6.025					46		23		P	7.245	
Meri Kutsuu ja Matkamailma	1	3	3.931	3.874		57			100		36		P	9.301	
Rakentaminen & Asuminen	1	3	3.752	3.685		67			212		100		P	15.703	
Turku Horse Show	1	2	628	498		130			15		10		P	1.702	
Turun Kirjamesut, Koulumessut, Teatterimessut	1	3	2.503	2.503					108		59		P	15.996	
Turun Messut	2	6	15.588	4.277		11.311			266		106		P	61.143	
TYKY		2	102						10		4		T/P	2.252	
Ulm (D) HOLZVERARBEITUNG	2	3	6.451	6.353	627	98		5	196	17	69	4	T	15.455*	
Motorrad-Ulm - Motorcycle Exhibition	1	4	4.381	4.381	10			3	121	2	6		P	24.755	
Umeå (S) Stora Nolia	1	9	39.177	7.411		31.766			794		12		T/P	134.573	
Stora Vårmässan	1	3	3.486	1.966		1.520			210		3		P	14.907	
Utrecht (NL) Beauty Salon - Trade fair for beauticians, pedicurists and manicurists	1	3	6.673	6.673					158				T	14.953	

☞ Recognized by UFI-Union des Foires Internationales (Union of International Trade Fairs)

* Ascertained by representative sampling

▲ For the definitions see page 6/7

* not audited

2001 Events by Cities	Interval Years	Duration Days	Space					Exhibitors				Visitors		
			Rented Space (sq.m.)					Exhibitors with their own stands		Represented firms		Admission for Trade/Public	Tickets ▲	
			Total	Halls		Open air		from ... Countries	Total	Foreign	Total		Foreign	Total
				Total	Foreign	Total	Foreign							
Beauty Trade Special	1	3	5.345	5.345					124			T	17.155	
Ecotech Europe	2	3	12.243	12.243					185			T	12.051	
Elektrotechniek - Trade fair for electrical equipment	2	5	31.003	31.003					492			T	40.192	
Holland Art Fair	1	4	1.459	1.459					37			P	4.242	
ICT Overheid - Exhibition on IT and professionalization for the public sector	1	3	4.085	4.085					118			T	6.648	
Infosecurity.nl	1	2	2.790	2.790					94			T	2.272	
INFRA-TUNNEL	2	3	4.540	4.540					185			T	5.100	
Integrale Veiligheid	1	3	4.651	4.651					139			T	8.107	
Inter Décor - Trade fair for home fashion	1	4	14.526	14.526					178			T	13.511	
Internationale Bouwbeurs - Int. building and construction exhibition	2	6	61.046	61.046					1.061			T	115.530	
InterStore - Int. trade fair for retailers	1	3	4.193	4.193					147			T	12.000	
IT in Retail	1	3	1.743	1.743					46			T	incl. in InterStore	
Love & Marriage Beurs	1	2	2.000	2.000					65			P	3.740	
Medica - Int. exhibition for health care	2	5	18.140	18.140					401			T	29.008	
Megafestatie - Youth event	1	9	39.346	39.346					125			P	131.397	
Najaarsbeurs/Trade Mart Utrecht - Non-food consumer goods fair	1	4	2.151	2.151					92			T	21.727	
Nationale Franchisedagen	1	3	1.171	1.171					52			T	incl. in Najaarsbeurs	
NOT - Nat. education exhibition	2	5	13.191	13.191					418			T	40.434	
PromZ Event	1	3	4.000	4.000					195			T	4.963	
RAIL-TECH Europe	2	3	3.936	3.936					185			T	5.000	
Telecommerce	1	3	7.490	7.490					109			T	6.437	
V.T.B. - Garden trade fair	1	4	16.634	16.634					331			T	21.468	
Vakantiebeurs - Tourism and recreation fair	1	6	34.892	34.892					600			P	160.432	
Verzamelaars Jaarbeurs Najaar - Int. collectors fair	1	2	7.055	7.055					1.210			P	7.055	
Verzamelaars Jaarbeurs Voorjaar - Int. collectors fair	1	2	6.765	6.765					990			P	33.000	
VIV-Europe - Int. trade fair for intensive animal production and processing	2	4	36.294	36.294					959			T	40.741	
Voorjaarsbeurs/Trade Mart Utrecht - Non-food consumer goods fair	1	4	2.151	2.151					90			T	18.405	
Woonmanifestatie - Exhibition for ideas about stylish living	1	5	13.800	13.800					250			P	60.081	
Vaasa (SF)														
Hää & Juhla	1	1	65	65					20			P	617	
Käsityö- ja Kivimessut	1	2	290	290					79			P	9.465	

2001 Events by Cities	Interval Years	Duration Days	Space					Exhibitors					Visitors		
			Rented Space (sq.m.)					Exhibitors with their own stands			Represented firms		Admission for Trade/Public	Tickets ▲	
			Total	Halls		Open air		from ... Countries	Total	Foreign	Total	Foreign		Total	Foreign
				Total	Foreign	Total	Foreign								
Matkat & Elämykset	1	3	392	392					32		33		T/P	11.216	
Pohjanmaan Suurmessut	1	3	2.052	2.012			40		144				T/P	11.216	
Vaasan IT- ja Innovaatiomessut	1	2	230	230					28				T	2.191	
Valtakunnalliset Rakennusmessut	2	3	1.864	1.855			9		176				T/P	12.278	
Waasan Sijointu -tapahtuma	1	2	113	113					19				T/P	1.168	
Valence (F) RIST - Sub Contracting	1	3	2.065	2.065					189		45		T	5.037	13
VALENCE Fair	1	9	7.376	4.926	81	2.450		7	202	7			P	33.511	
Verona (I) ABITARE IL TEMPO	1	5	26.135	26.135	2.362			21	550	86			T	47.945	5.593
ACQUACOLTURA	2	3	2.624	2.624	700			16	91	35	18	13	T	3.032	968
BUS & BUS Business	1	4	21.303	20.130	11.716	1.173	460	12	157	24	38	29	T	12.211	488
FIERACAVALLI - International horse fair and exhibition of equestrian activities	1	4	26.749	22.567	2.209	4.182	162	20	383	70	31	17	P	104.650	7.949
FIERAGRICOLA - International agricultural and animal farming exhibition	1	4	29.859	29.859	1.111			22	456	25	30	9	T/P	102.090	4.249
LIFESTYLE E SALUTE	1	3	2.864	2.652	64	112		3	113	3	18	5	T/P	11.462	82
MARMOMACC	1	4	57.919	45.926	10.495	11.993	1.995	44	1.148	335	121	49		51.846	18.472
Vinitaly/SOL/Enolitech	1	5	63.756	63.542	2.801	214	20	24	3.366	180	852	143		141.279	19.319
Vienna (A) Aufgetischt - International food products and catering equipment fair	1	4	3.356	3.346	149	8		6	116	7	37	33	T	6.772	281+
Bauen.Wohnen-Messe - Austria's leading building and interior design fair	1	9	43.876	42.662	3.873	1.214		10	941	79	172	135	T	100.181	2.004+
Blühendes Österreich Gardening, Flower and Ecological Fair	1	3	10.210	4.285	439	5.926	452	7	459	45			P	42.570	
Destillata - International spirits fair	1	4	144	144	70			5	27	7			T/P	incl. in Aufgetischt	
Energiesparmesse + BAUMAT Energy Saving Fair and Engineering Trade Fair	1	3	33.612	29.559	1.949	4.053	194	9	818	69			T/P	57.322	
Ferien-Messe - Austria's largest travel agency	1	4	6.628	6.628	2.368			45	442	144	69	28	T/P	40.240	1.577+
FIT - Sportmesse Bodylife Fachtagung & Aerobic Kongress - Sports Exhibition with Bodylife Congress	1	3	1.177	1.177	370			6	68	27			T	1.923	
Gewinn-Messe - International fair for investment	1	4	5.084	5.084	659			6	162	34	18	14	T/P	13.124	322+

☞ Recognized by UFI-Union des Foires Internationales (Union of International Trade Fairs)

* Ascertained by representative sampling

▲ For the definitions see page 6/7

* not audited

2001 Events by Cities	Interval Years	Duration Days	Space					Exhibitors					Visitors		
			Rented Space (sq.m.)					Exhibitors with their own stands			Represented firms		Admission for Trade/Public	Tickets ▲	
			Total	Halls		Open air		from ... Countries	Total	Foreign	Total	Foreign		Total	Foreign
				Total	Foreign	Total	Foreign								
Golf - Austrian golfing and equipment fair	1	4	1.037	1.031	127	6		5	72	10	4	3	P	incl. in Jaspowa	
Ifabo - International trade fair for e-intelligence, IT and telecommunications	1	4	9.893	9.872	417	21		8	279	28	98	84	T	21.710	528+
Ikal-Caremed - The nursing, medical and health management fair	2	3	4.767	4.767	782			5	168	32	80	73	T	4.744	803+
Jaspowa - International trade fair for hunting and sporting weapons, fishing, off-road vehicles and accessories	1	4	5.427	5.367	489	60		10	185	35	15	13	T/P	22.451	898+
Log-Net - International trade fair and conference for logistics, transportation, infrastructure and services	2	4	2.267	1.967	214	300		3	89	9	22	22	T	incl. in ifabo	
Messtechnik Austria - The measuring and test equipment fair	1	4	1.776	1.775	308	1		4	102	19	243	234	T	incl. in Viet	
Modellbau International - Trade fair for modelling, technology, hobbies and handicraft	1	4	2.033	2.033	1.032			4	95	43	26	21	P	38.896	1.468+
NetCom	3	1.516	1.516	28			2	66	2				T	592	
ÖBA & ÖKONDA - Österreichische Bäcker- & Konditorenmesse - Austrian Food Technology Trade Fair for Bakery and Pastry	2	5	8.219	8.137	1.421	82	28	3	174	45			T	9.417	
Viet - International trade fair for electrical engineering and automation	2	4	14.331	14.326	1.572	5		4	284	42	547	520	T	18.860	732
Vinova - Vienna wine fair	1	4	1.603	1.603	211			5	165	14	11	9	T/P	incl. in Aufgetischt	
Villingen-Schwenningen (D) Südwest-Messe - Regional Consumer Exhibition	1	9	32.455	14.674	455	17.781	72	7	678	20	278	34	P	135.019	
Wächtersbach (D) Messe Wächtersbach - Regional Consumer Exhibition	1	9	14.301	7.897	489	6.404	30	12	458	31			P	61.146	
Weilheim (D) Oberland-Ausstellung - Regional Consumer Exhibition	2	5	6.484	4.503		1.981		1	304				P	33.927	
Weißenburg i. Bayern (D) WUG - Regional Consumer Exhibition	2	5	6.002	4.584	11	1.418		2	250	1	32		P	35.452	
Wiesbaden (D) HAFA - Regional Consumer Exhibition	1	9	6.577	6.573	566	4		12	290	23			P	57.495	
IKF/InterkondiCa	2	4	4.902	4.902	1.310			7	185	31	2		T	7.812	855
Würzburg (D) Mainfranken-Messe - Regional Consumer Exhibition	2	9	18.941	12.230	460	6.711	72	7	515	11			P	119.290	
Zagreb (HR) AMBIENTA - International Furniture, Interior Decoration and Supporting Industry Fair	1	5	15.881	15.731	4.144	150	80	12	293	95	255	216	T/P	33.841	5.415
INFO - International Information Technology Fair	1	5	8.591	8.591	207			4	149	7	232	177	T/P	incl. in Interliber-Educa	
INTERKLIMA - International Fair of Heating, Cooling, Air-conditioning and Drinking Water Treatment	2	5	7.471	7.221	2.101	230	20	25	138	46	232	201	T/P	incl. in Int. Food Industry Fair	

2001 Events by Cities	Interval Years	Duration Days	Space					Exhibitors					Visitors		
			Rented Space (sq.m.)					Exhibitors with their own stands			Represented firms		Admission for Trade/Public	Tickets ▲	
			Total	Halls		Open air		from ... Countries	Total	Foreign	Total	Foreign		Total	Foreign
				Total	Foreign	Total	Foreign								
INTERLIBER-EDUCA - International Fair of Books and Teaching Appliances	1	5	2.752	2.752	57			3	95	4	28	11	T/P	46.235	2.312
INTERTEKSTIL - International Textile and Ancillary Industries Fair (Spring)	1	5	1.698	1.698	442			8	56	16	46	36	T/P	incl. in Int. Leather, Footwear and Clothing Week	
INTERTEKSTIL - International Textile and Supporting Industries Fair (Autumn)	1	7	1.633	1.633	538			12	55	24	29	26	T/P	92.522	18.504
International Agricultural Fair	1	5	2.089	379	135	1.710	210	10	34	9	64	59	T/P	incl. in Int. Food Industry Fair	
International Building Fair	1	5	19.170	8.873	2.039	10.297	743	25	273	61	291	217	T/P	incl. in Int. Food Industry Fair	
International Consumer Goods Fair	1	5	1.299	1.160	212	139	50	12	35	11	38	32	T/P	incl. in Int. Food Industry Fair	
International Crafts Fair	1	5	2.676	2.624	298	52		11	28	8	367	53	T/P	incl. in Int. Food Industry Fair	
International Food Industry Fair	1	5	7.359	7.279	1.070	80		18	122	32	175	104	T/P	36.848	1.651
International Leather, Footwear and Clothing Week	1	5	1.618	1.618	559			10	56	21	32	26	T/P	9.124	1.066
JESENSKI MEDUNARODNI ZAGREBACKI VELESJAM - Zagreb International Autumn Fair	1	7	40.303	28.111	6.130	12.192	899	24	873	382	837	651	T/P	incl. in Intertekstil Autumn	
MEDICINE AND TECHNOLOGY with DENTAL Show - International Fair of Medical, Laboratory, Dental Equipment and Pharmacy	1	4	2.834	2.814	541	20		6	98	17	247	226	T/P	5.038	252
ZAGREB TRANSPORT SHOW - International Fair of Commercial Vehicles, Transport, Equipment, Accessories and Service Technique	2	6	11.503	7.583	588	3.920	1.667	21	119	25	178	167	T/P	17.117	586
Zagreb Sports and Nautical Fair	1	5	4.474	4.474	611			8	118	15	178	154	T/P	23.533	986
ZURICH (CH) 2-Rad - International Bicycle and Motorcycle Exhibition	1	6	13.824	13.770	779	54		8	215	22			T/P	89.265	
Züspa - Zurich Autumn Show for Home and Living, Sport and Fashion	1	11	16.978	16.968	839	10		8	478	34			P	141.353	
Zwickau (D) Reise & Freizeit - Tourism & Leisure	1	2	741	733	86	8		5	78	8			P	4.242	
WestSachsenBau - Building Exhibition	1	4	3.039	2.661		378		1	182		10		T/P	8.241	
WestSachsenSchau - Regional Consumer Exhibition	1	4	3.588	3.001	18	587	24	5	245	4	16		P	14.238	
Zwolle (NL) Landbouw Miniaturenbeurs	1	2	1.700	1.700					135				T	6.328	
Love & Marriage Beurs	1	2	2.000	2.000					41				P	3.576	

☞ Recognized by UFI-Union des Foires Internationales (Union of International Trade Fairs)

* Ascertained by representative sampling

▲ For the definitions see page 6/7

* not audited

For further information on the events listed in this report
please contact:

Association for Voluntary Control of Fair
Statistics (FKM-Austria)
Messestrasse, Tor 1
A-1021 Vienna
Austria
Phone: (1) 72 72 00, Fax: (1) 72 72 04 43
e-mail: info@messe.at, <http://www.messe.at>

Federation of Fairs and Exhibitions in
Belgium and Luxemburg (FEBELUX)
Belgiëplein
B-1020 Brussel, Belgium
Phone: (9) 2 82 36 45, Fax: (9) 2 81 15 45
e-mail: info@febelux.be, <http://www.febelux.be>

The Danish Audit Bureau of Exhibitions
and Fairs
Frederiksberggade 5
DK-1459 Copenhagen K, Denmark
Phone: 33 12 38 10, Fax: 33 91 08 10
e-mail: do@do.dk, <http://www.do.dk>

FUTFO – Finnish Union of Trade Fair
Organizers c/o Lahti Trade Fair Ltd.
P.O.Box 106
SF-15141 Lahti, Finland
Phone: (3) 52 58 20, Fax: (3) 52 58 25
e-mail: jorma.helen@lahdenmessut.fi
<http://www.lahdenmessut.fi>

Statistical Audit Bureau for General and
Spezialized Fairs and Exhibitions (OJS)
11, Rue Friant
F-75014 Paris, France
Phone: (1) 53 90 20 07, Fax: (1) 53 90 20 19
e-mail: l.davis@foiresaloncongres.com,
<http://www.foiresaloncongres.com>

Society for Voluntary Control of Fair and
Exhibition Statistics (FKM)
Littenstrasse 9
D-10179 Berlin
Germany
Phone: (30) 240 00-0, Fax: (30) 240 00-264
e-mail: info@fkm.de, <http://www.fkm.de>

CENTREX – International Exhibition
Statistics Union
EXPO tér 1.
H-1101 Budapest, Hungary
Phone: (1) 26 36 541, Fax: (1) 26 36 090
e-mail: info@centrexstat.org
<http://www.centrexstat.org>

Ministry of Industry, Trade and Artisanship
Via Molise 2
I-00187 Rome
Italy
Phone: (6) 4 70 51, Fax: (6) 47 88 78 08
e-mail: info@fieradiroma.it

Federation of Trade Fairs and Exhibitions
in the Netherlands (FBTN)
p/a Laan der Nederlanden 128 A
NL-1945 AC Beverwijk, Netherlands
Phone: (2 51) 25 08 29
Fax: (251) 25 08 29
e-mail: fbtn@worldonline.nl, <http://www.fbtn.nl>

BDO Binder & Co.
Avenida da Republica 50-10°
P-1050 Lisbon
Portugal
Phone: (1) 7 99 04 20, Fax: (1) 7 99 04 39
e-mail: Pedro.Dias@bdo.pt
<http://www.bdo.pt>

Scandinavian Fair Control (SFC)
Science Park Gjuterigatan 9
S-55318 Jönköping
Sweden
Phone: (36) 71 53 56, Fax: (36) 71 27 26
e-mail: info@fairlink.se
<http://www.fairlink.se>

Association for Voluntary Control of Fair
Statistics (FKM-Suisse)
Mingerstrasse 6
CH-3000 Berne 22, Switzerland
Phone: (31) 3 40 11 11, Fax: (31) 3 40 11 10
e-mail: beainfo@beaexpo.ch
<http://www.beaexpo.ch>

Office:



Society for
Voluntary
Control of Fair
and Exhibition
Statistics

Littenstrasse 9
D-10179 Berlin
Phone 030/24000-0
Fax 030/24000-263
e-mail: info@fkm.de